

# Bruce Peninsula Press



## Summary Report

September 28, 2023

Market Information		
Average Household Spending / Yr		
Mortgage payments	\$	3,367
Cell Phone, Pager & Services	\$	848
Internet Access Services	\$	361
Home Renovations	\$	1,429
Retirement & pension fund payments	\$	1,419
Lotteries	\$	383
Household appliances	\$	635
Furnishings	\$	1,102
Computer hardware	\$	179
Auto/Truck Purchase	\$	7,268
Auto/Truck Rental or Lease	\$	126
Air Travel	\$	187

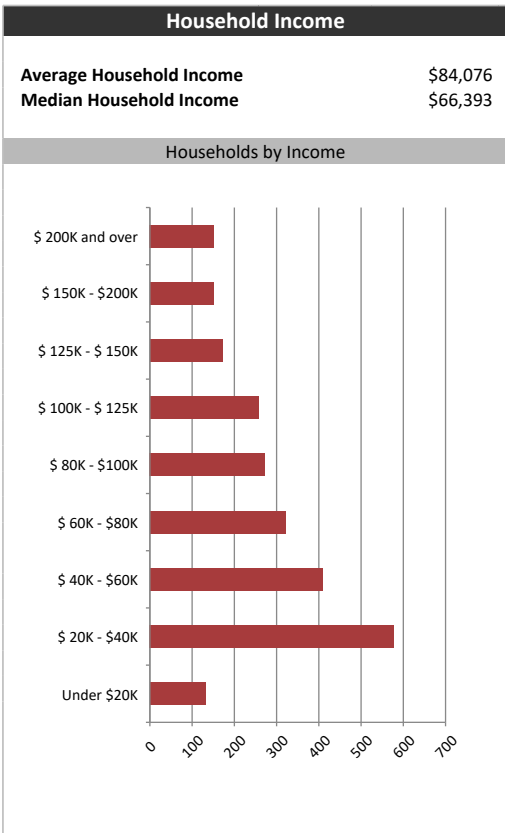
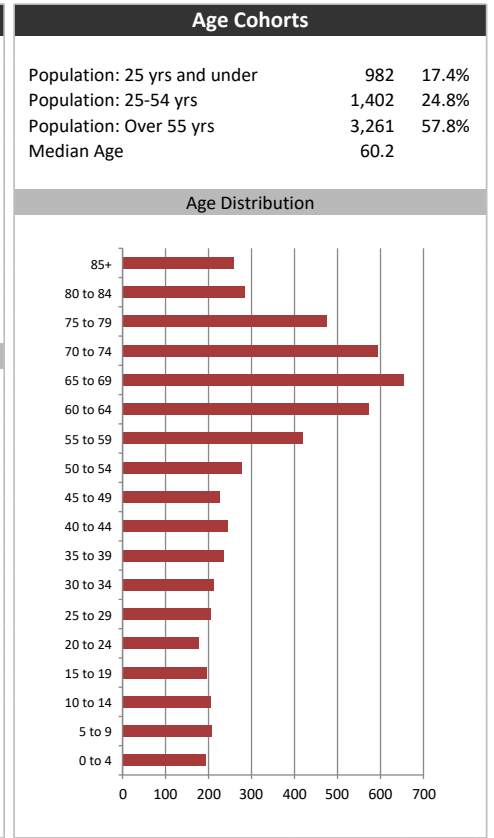
  

Age of Home Owners		
15 to 24 years	37	1.5%
25 to 34 years	167	6.8%
35 to 44 years	232	9.5%
45 to 54 years	234	9.6%
55 to 64 years	468	19.2%
65 to 74 years	669	27.4%
75 years or over	637	26.1%

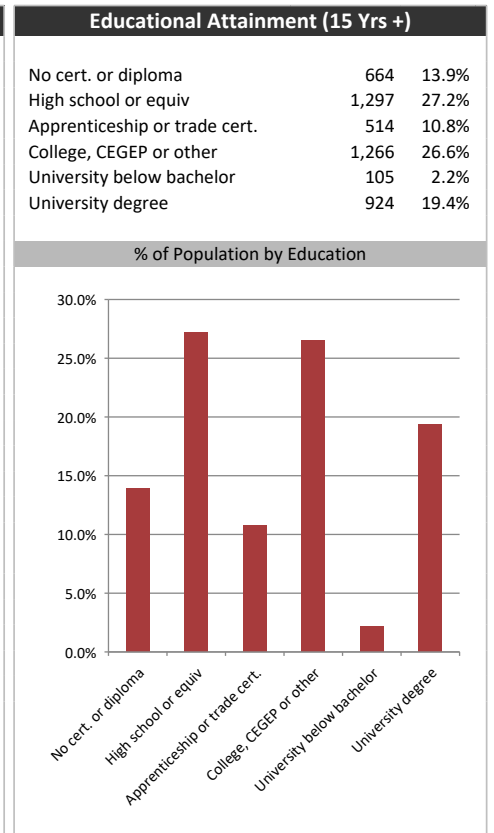
Population & Household Summary	
Total Population	5,646
Population Growth 2017-2022	6.2%
Population Growth 2022-2027	8.1%
Total Households	2,443
Household Growth 2017-2022	0.4%
Household Growth 2022-2027	6.3%
% of Households with Children	22.3%
% of Households - Married w/ Kids	15.4%
% of Households - Single Parent	6.9%

% of Households by Household Size	
1 person	30.0%
2 persons	50.0%
3 persons	10.0%
4 persons	8.0%
5 or more persons	5.0%



Visible Minorities & Language	
Population by Visible Minority	
Chinese	0.2%
South Asian	0.4%
Black	0.6%
Filipino	0.0%
Latin American	0.0%
Southeast Asian	0.0%
Arab	0.0%
West Asian	0.0%
Korean	0.0%
Japanese	0.0%
Visible minority, n.i.e.	0.5%
Multiple visible minorities	0.0%
Population by Mother Tongue	
Single Responses	99.7%
English	92.1%
French	1.1%
Non-Official languages	6.5%
Multiple responses	0.3%



# Bruce Peninsula Press

Map

