
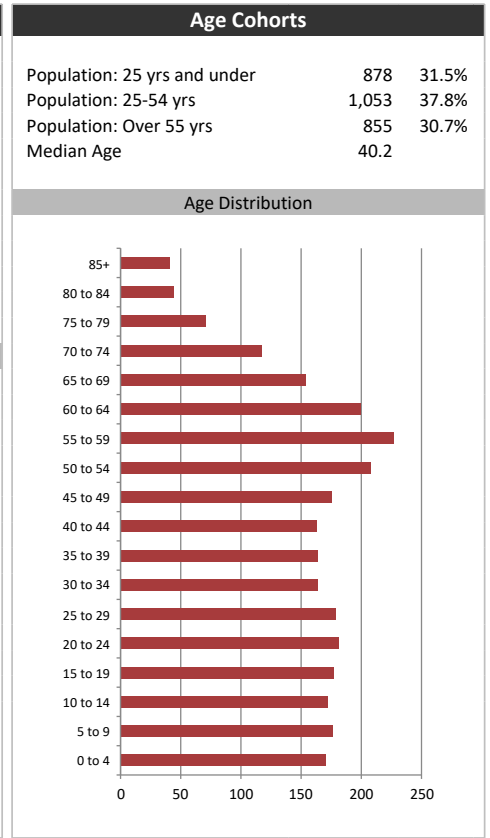


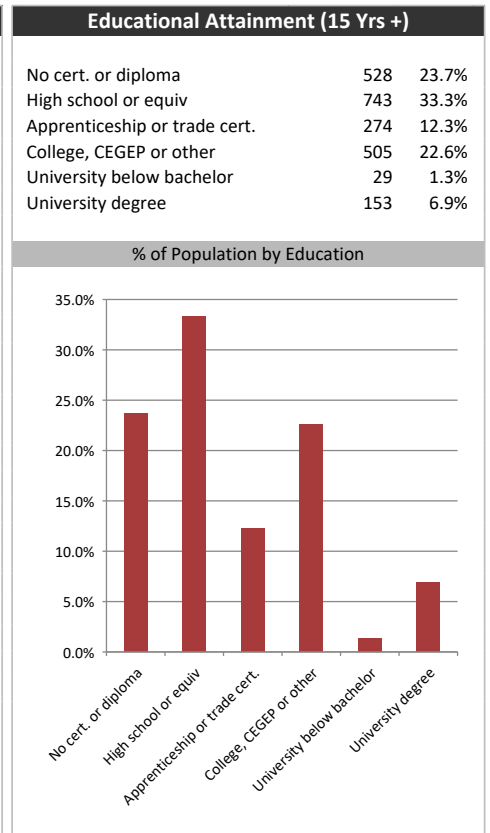
Market Information		
Average Household Spending / Yr		
Mortgage payments	\$	4,919
Cell Phone, Pager & Services	\$	1,296
Internet Access Services	\$	492
Home Renovations	\$	1,156
Retirement & pension fund payments	\$	1,330
Lotteries	\$	474
Health Insurance	\$	564
Household appliances	\$	607
Furnishings	\$	1,502
Computer hardware	\$	165
Auto/Truck Purchase	\$	8,150
Auto/Truck Rental or Lease	\$	112
Air Travel	\$	132
Age of Home Owners		
15 to 24 years	19	1.8%
25 to 34 years	132	12.7%
35 to 44 years	168	16.2%
45 to 54 years	218	21.0%
55 to 64 years	261	25.2%
65 to 74 years	138	13.3%
75 years or over	101	9.7%

Population & Household Summary	
Total Population	2,787
Population Growth 2016-2021	3.3%
Population Growth 2021-2026	6.2%
Total Households	1,038
Household Growth 2016-2021	2.3%
Household Growth 2021-2026	5.3%
% of Households with Children	48.0%
% of Households - Married w/ Kids	32.7%
% of Households - Single Parent	15.4%
% of Households by Household Size	

Household Size	% of Households
1 person	~23.5%
2 persons	~32.5%
3 persons	~18.5%
4 persons	~15.5%
5 or more persons	~10.0%



Visible Minorities & Language	
Population by Visible Minority	
Chinese	0.0%
South Asian	0.1%
Black	2.2%
Filipino	0.0%
Latin American	0.1%
Southeast Asian	0.0%
Arab	0.0%
West Asian	0.0%
Korean	0.0%
Japanese	0.0%
Visible minority, n.i.e.	0.2%
Multiple visible minorities	0.2%
Population by Mother Tongue	
Single Responses	99.1%
English	88.1%
French	0.7%
Non-Official languages	10.3%
Multiple responses	0.9%



Dundalk Herald

Distribution Map

