

# Goderich Sun



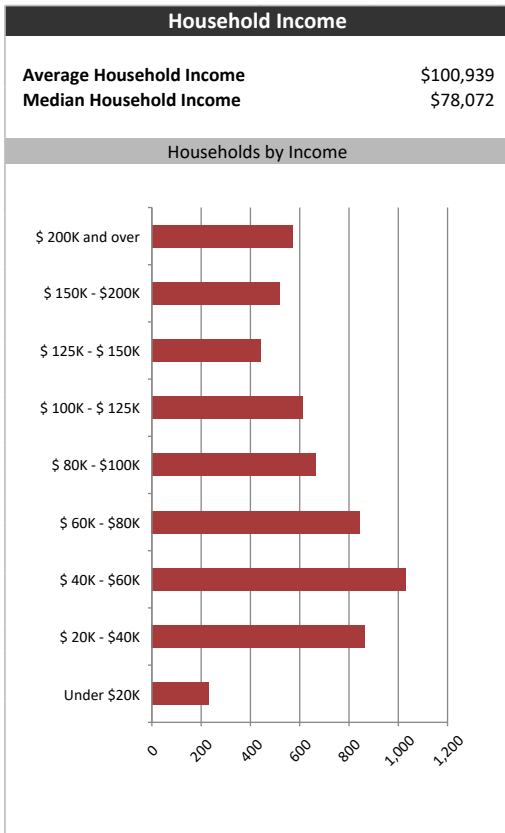
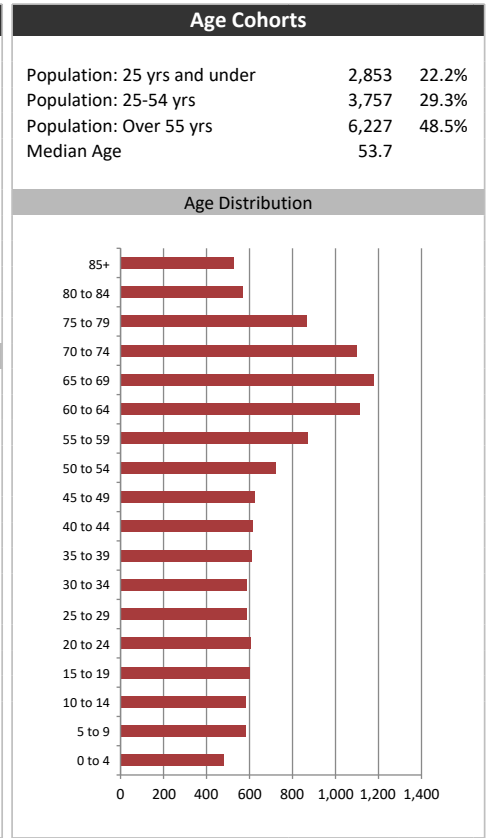
## Summary Report

December 20, 2023

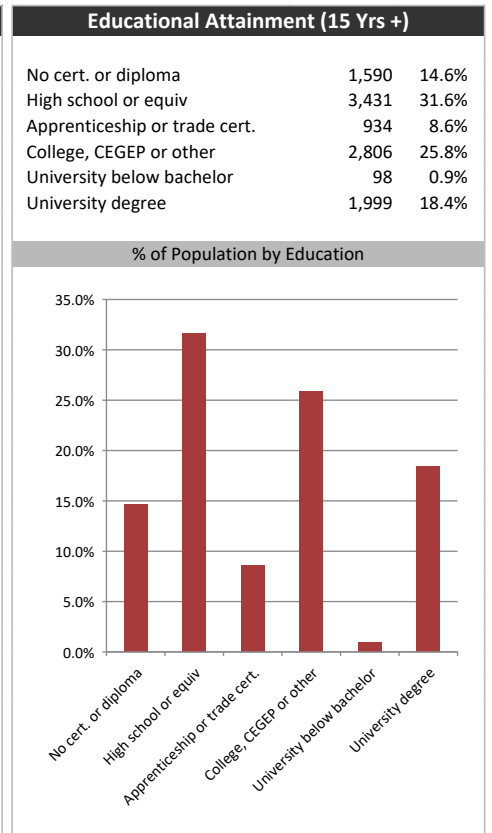
Market Information		
Average Household Spending / Yr		
Mortgage payments	\$	3,910
Cell Phone, Pager & Services	\$	1,000
Internet Access Services	\$	397
Home Renovations	\$	1,237
Retirement & pension fund payments	\$	1,353
Lotteries	\$	600
Household appliances	\$	652
Furnishings	\$	1,711
Computer hardware	\$	197
Auto/Truck Purchase	\$	6,164
Auto/Truck Rental or Lease	\$	135
Air Travel	\$	257
Age of Home Owners		
15 to 24 years	82	1.4%
25 to 34 years	473	8.2%
35 to 44 years	649	11.2%
45 to 54 years	818	14.2%
55 to 64 years	1,106	19.1%
65 to 74 years	1,418	24.6%
75 years or over	1,229	21.3%

Population & Household Summary	
Total Population	12,837
Population Growth 2018-2023	5.4%
Population Growth 2023-2028	4.3%
Total Households	5,776
Household Growth 2018-2023	5.3%
Household Growth 2023-2028	3.2%
% of Households with Children	29.5%
% of Households - Married w/ Kids	21.1%
% of Households - Single Parent	8.4%
% of Households by Household Size	

Household Size	% of Households
1 person	~32.5%
2 persons	~43.0%
3 persons	~11.5%
4 persons	~9.0%
5 or more persons	~5.0%



Visible Minorities & Language	
Population by Visible Minority	
Chinese	0.1%
South Asian	0.4%
Black	0.4%
Filipino	0.1%
Latin American	0.1%
Southeast Asian	0.1%
Arab	0.1%
West Asian	0.1%
Korean	0.1%
Japanese	0.1%
Visible minority, n.i.e.	0.0%
Multiple visible minorities	0.0%
Population by Mother Tongue	
Single Responses	99.6%
English	93.5%
French	1.0%
Non-Official languages	5.0%
Multiple responses	0.4%



# Goderich Sun

