

# Hawkesbury Tribune-Express



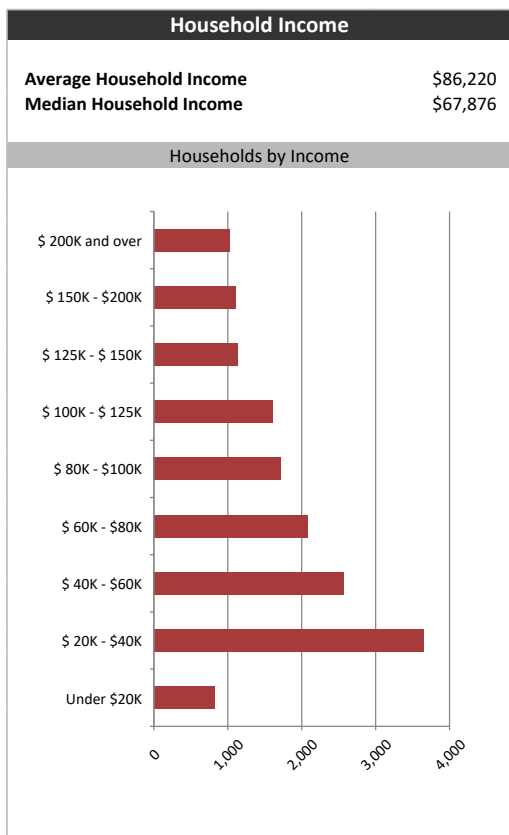
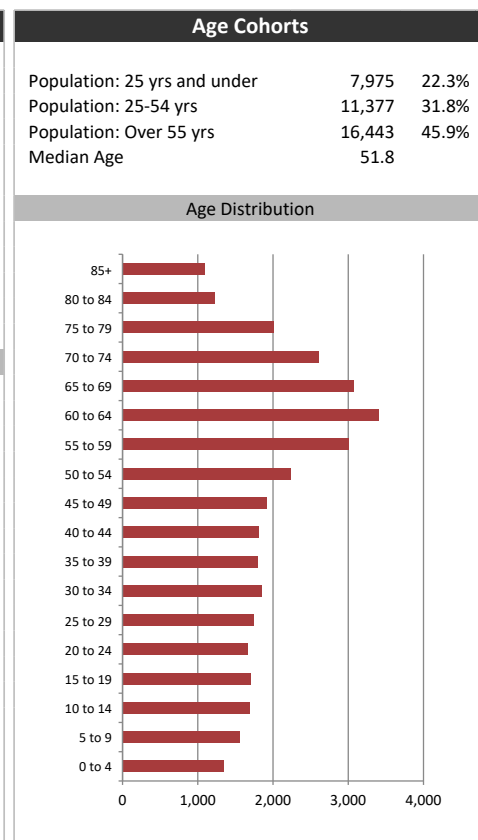
## Summary Report

September 28, 2023

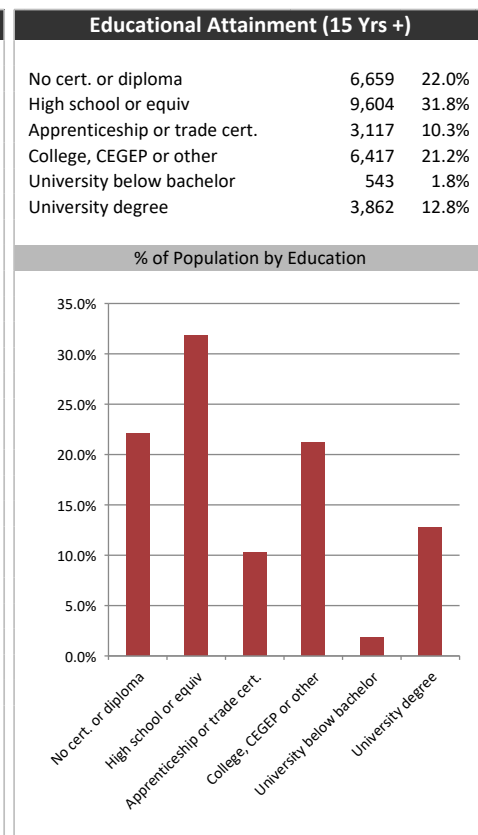
Market Information		
Average Household Spending / Yr		
Mortgage payments	\$	4,082
Cell Phone, Pager & Services	\$	1,068
Internet Access Services	\$	448
Home Renovations	\$	1,252
Retirement & pension fund payments	\$	1,980
Lotteries	\$	748
Household appliances	\$	676
Furnishings	\$	1,603
Computer hardware	\$	169
Auto/Truck Purchase	\$	6,442
Auto/Truck Rental or Lease	\$	97
Air Travel	\$	236
Age of Home Owners		
15 to 24 years	353	2.2%
25 to 34 years	1,573	10.0%
35 to 44 years	1,883	12.0%
45 to 54 years	2,299	14.6%
55 to 64 years	3,782	24.1%
65 to 74 years	3,306	21.0%
75 years or over	2,512	16.0%

Population & Household Summary	
Total Population	35,796
Population Growth 2017-2022	3.2%
Population Growth 2022-2027	5.1%
Total Households	15,708
Household Growth 2017-2022	2.5%
Household Growth 2022-2027	4.9%
% of Households with Children	32.9%
% of Households - Married w/ Kids	22.4%
% of Households - Single Parent	10.6%
% of Households by Household Size	

Household Size	% of Households
1 person	30.0%
2 persons	40.0%
3 persons	13.0%
4 persons	10.0%
5 or more persons	5.0%



Visible Minorities & Language	
Population by Visible Minority	
Chinese	0.2%
South Asian	0.7%
Black	1.0%
Filipino	0.1%
Latin American	0.2%
Southeast Asian	0.1%
Arab	0.2%
West Asian	0.0%
Korean	0.1%
Japanese	0.1%
Visible minority, n.i.e.	0.0%
Multiple visible minorities	0.1%
Population by Mother Tongue	
Single Responses	97.9%
English	21.5%
French	73.2%
Non-Official languages	3.2%
Multiple responses	2.1%



# Hawkesbury Tribune-Express

## Distribution Map

Map

