

# New Liskeard Temiskaming Speaker-FR



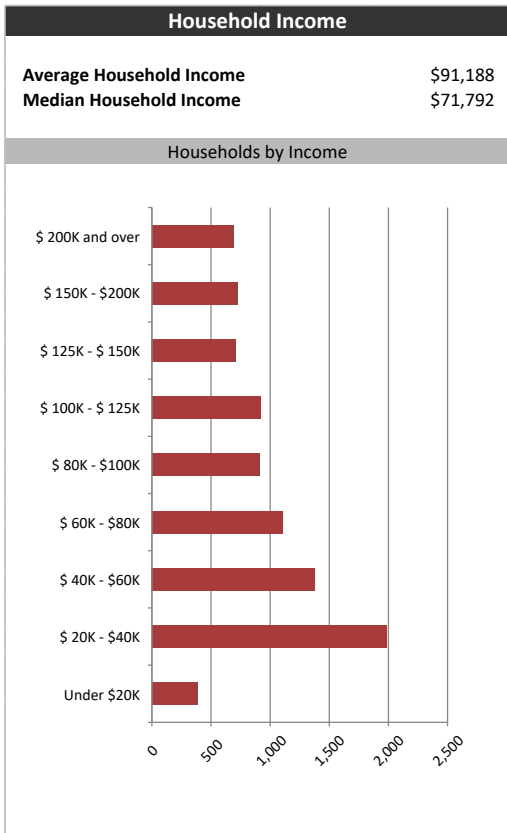
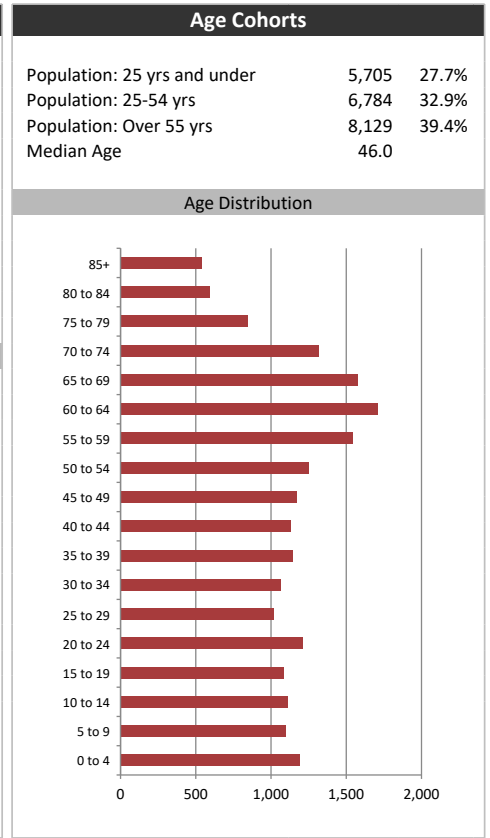
## Summary Report

April 20, 2022

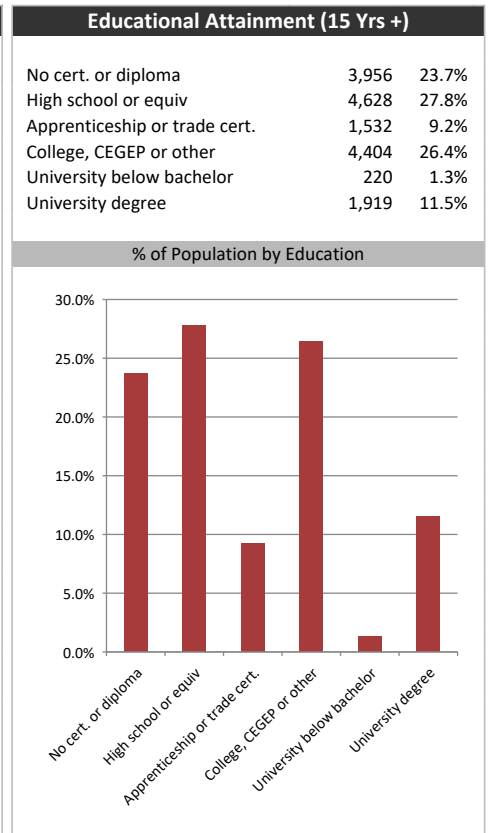
Market Information		
Average Household Spending / Yr		
Mortgage payments	\$	3,183
Cell Phone, Pager & Services	\$	1,027
Internet Access Services	\$	478
Home Renovations	\$	2,095
Retirement & pension fund payments	\$	1,554
Lotteries	\$	1,124
Health Insurance	\$	368
Household appliances	\$	791
Furnishings	\$	1,199
Computer hardware	\$	149
Auto/Truck Purchase	\$	6,079
Auto/Truck Rental or Lease	\$	63
Air Travel	\$	137
Age of Home Owners		
15 to 24 years	268	3.0%
25 to 34 years	1,040	11.8%
35 to 44 years	1,185	13.5%
45 to 54 years	1,345	15.3%
55 to 64 years	1,876	21.3%
65 to 74 years	1,795	20.4%
75 years or over	1,298	14.7%

Population & Household Summary	
Total Population	20,618
Population Growth 2016-2021	-0.9%
Population Growth 2021-2026	-1.8%
Total Households	8,807
Household Growth 2016-2021	-1.2%
Household Growth 2021-2026	-1.9%
% of Households with Children	33.2%
% of Households - Married w/ Kids	24.1%
% of Households - Single Parent	9.1%
% of Households by Household Size	

Household Size	Percentage
1 person	30.0%
2 persons	40.0%
3 persons	13.5%
4 persons	11.5%
5 or more persons	5.0%



Visible Minorities & Language	
Population by Visible Minority	
Chinese	0.3%
South Asian	0.4%
Black	0.7%
Filipino	0.1%
Latin American	0.2%
Southeast Asian	0.0%
Arab	0.0%
West Asian	0.0%
Korean	0.1%
Japanese	0.1%
Visible minority, n.i.e.	0.2%
Multiple visible minorities	0.2%
Population by Mother Tongue	
Single Responses	98.4%
English	66.7%
French	28.9%
Non-Official languages	2.9%
Multiple responses	1.6%



# New Liskeard Temiskaming Speaker-FR

## Distribution Map

