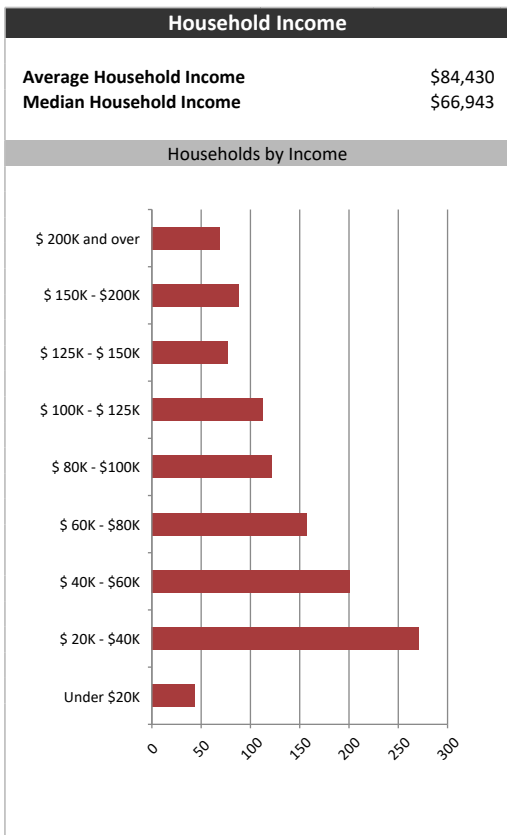
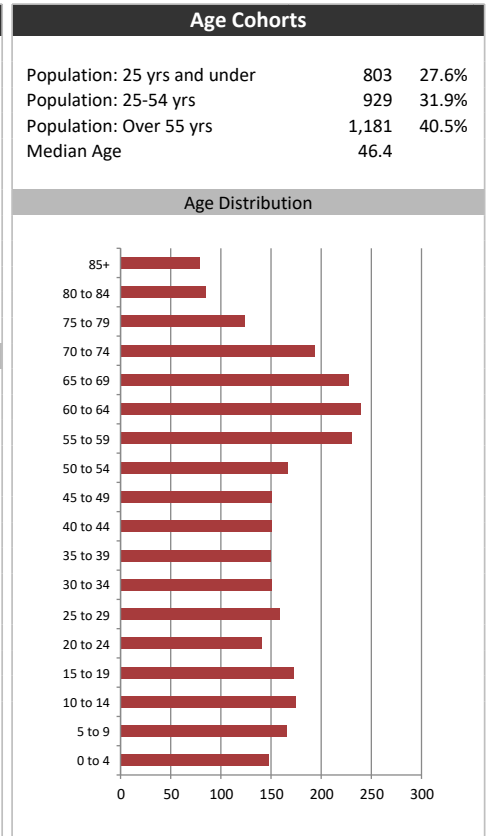


Market Information		
Average Household Spending / Yr		
Mortgage payments	\$	3,008
Cell Phone, Pager & Services	\$	1,082
Internet Access Services	\$	468
Home Renovations	\$	899
Retirement & pension fund payments	\$	1,619
Lotteries	\$	714
Health Insurance	\$	505
Household appliances	\$	416
Furnishings	\$	1,027
Computer hardware	\$	109
Auto/Truck Purchase	\$	6,622
Auto/Truck Rental or Lease	\$	61
Air Travel	\$	174

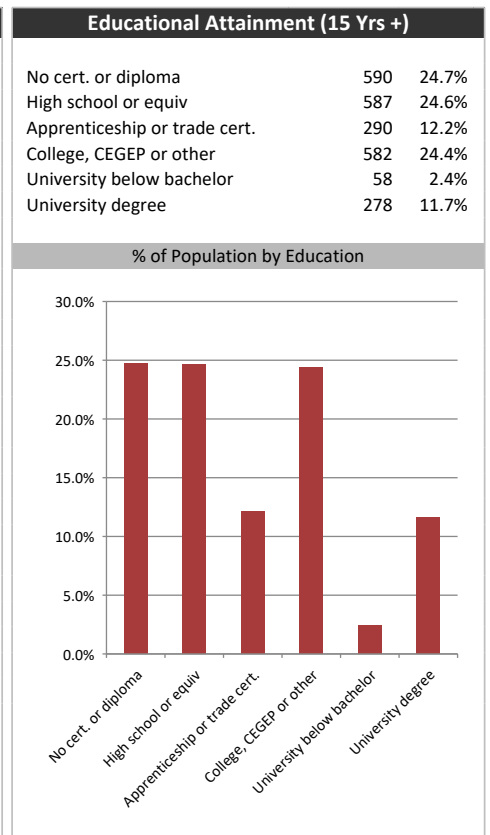
Age of Home Owners		
15 to 24 years	31	2.7%
25 to 34 years	146	12.8%
35 to 44 years	191	16.8%
45 to 54 years	143	12.6%
55 to 64 years	226	19.8%
65 to 74 years	261	22.9%
75 years or over	141	12.4%

Population & Household Summary	
Total Population	2,913
Population Growth 2016-2021	0.3%
Population Growth 2021-2026	-1.2%
Total Households	1,139
Household Growth 2016-2021	-8.0%
Household Growth 2021-2026	-1.2%
% of Households with Children	37.0%
% of Households - Married w/ Kids	24.4%
% of Households - Single Parent	12.6%

% of Households by Household Size	
1 person	28.5%
2 persons	38.5%
3 persons	15.0%
4 persons	11.0%
5 or more persons	8.0%



Visible Minorities & Language	
Population by Visible Minority	
Chinese	0.0%
South Asian	0.0%
Black	0.3%
Filipino	0.3%
Latin American	0.0%
Southeast Asian	0.0%
Arab	0.0%
West Asian	0.0%
Korean	0.0%
Japanese	0.5%
Visible minority, n.i.e.	0.0%
Multiple visible minorities	0.3%
Population by Mother Tongue	
Single Responses	99.2%
English	90.9%
French	4.1%
Non-Official languages	4.2%
Multiple responses	0.8%



Nipigon-Red Rock Gazette

Distribution Map

Map

