

Norfolk & Tillsonburg News



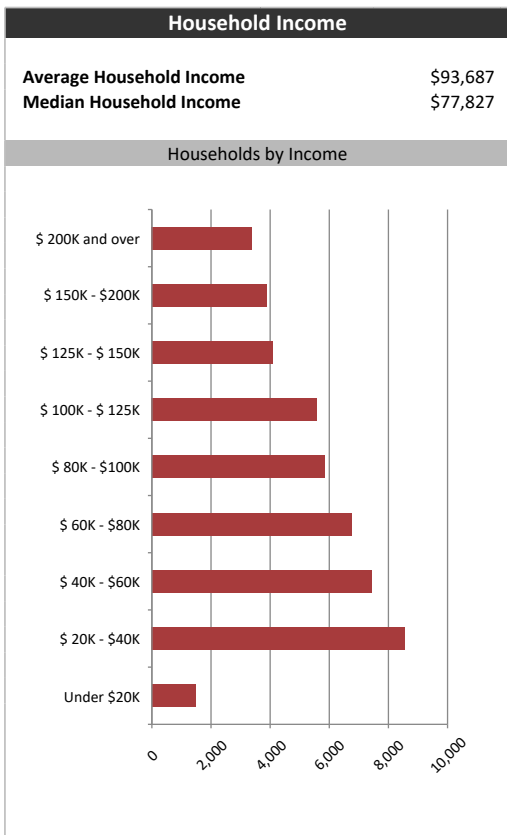
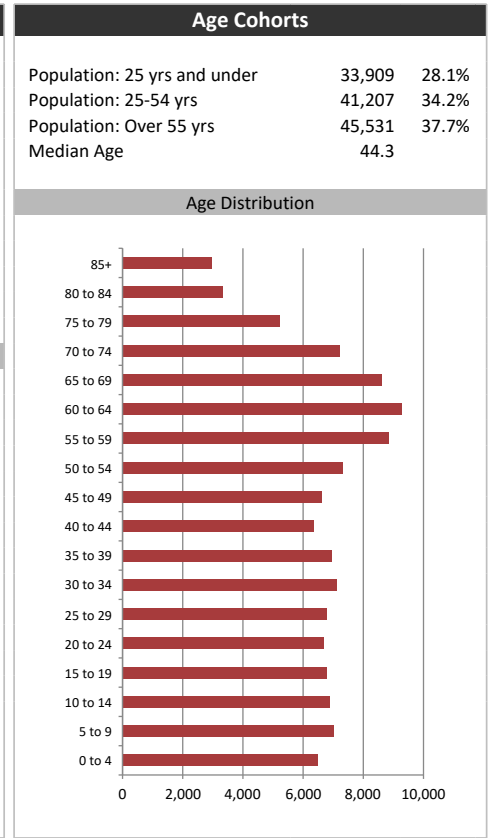
Summary Report

April 20, 2022

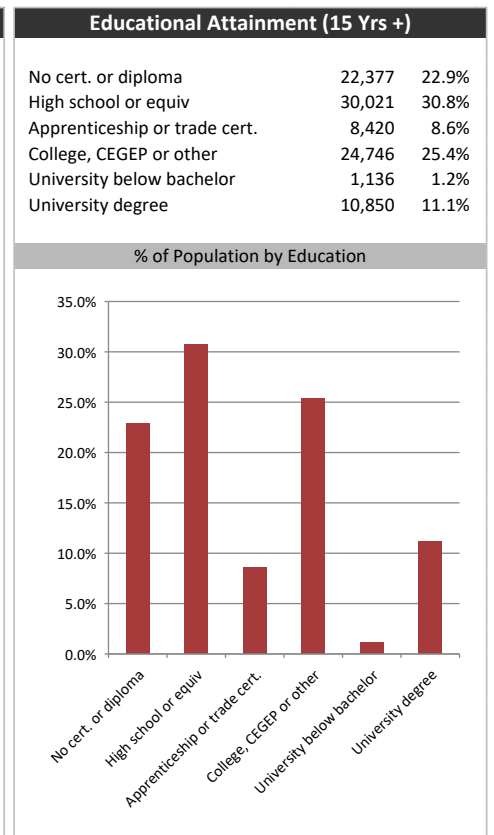
Market Information		
Average Household Spending / Yr		
Mortgage payments	\$	4,065
Cell Phone, Pager & Services	\$	1,127
Internet Access Services	\$	485
Home Renovations	\$	836
Retirement & pension fund payments	\$	1,230
Lotteries	\$	789
Health Insurance	\$	452
Household appliances	\$	771
Furnishings	\$	1,340
Computer hardware	\$	200
Auto/Truck Purchase	\$	6,412
Auto/Truck Rental or Lease	\$	141
Air Travel	\$	246
Age of Home Owners		
15 to 24 years	1,014	2.2%
25 to 34 years	5,642	12.0%
35 to 44 years	6,726	14.3%
45 to 54 years	7,479	15.9%
55 to 64 years	9,854	21.0%
65 to 74 years	9,292	19.8%
75 years or over	6,980	14.9%

Population & Household Summary	
Total Population	120,646
Population Growth 2016-2021	6.9%
Population Growth 2021-2026	4.6%
Total Households	46,987
Household Growth 2016-2021	5.0%
Household Growth 2021-2026	4.0%
% of Households with Children	38.0%
% of Households - Married w/ Kids	28.3%
% of Households - Single Parent	9.7%
% of Households by Household Size	

Household Size	Percentage
1 person	25.0%
2 persons	40.0%
3 persons	14.0%
4 persons	12.0%
5 or more persons	9.0%



Visible Minorities & Language	
Population by Visible Minority	
Chinese	0.2%
South Asian	0.3%
Black	1.0%
Filipino	0.2%
Latin American	0.2%
Southeast Asian	0.2%
Arab	0.0%
West Asian	0.0%
Korean	0.1%
Japanese	0.0%
Visible minority, n.i.e.	0.1%
Multiple visible minorities	0.1%
Population by Mother Tongue	
Single Responses	99.3%
English	86.1%
French	1.0%
Non-Official languages	12.2%
Multiple responses	0.7%



Norfolk & Tillsonburg News



Distribution Map

