

# Terrace Bay-Schreiber News



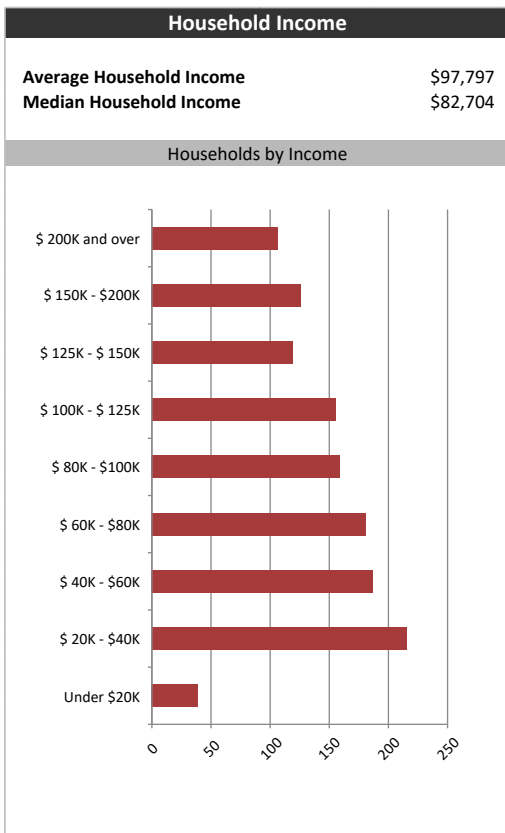
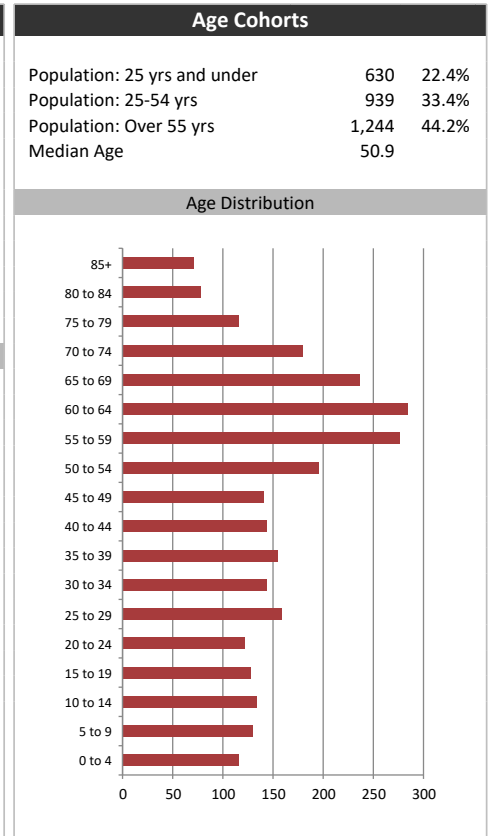
## Summary Report

April 20, 2022

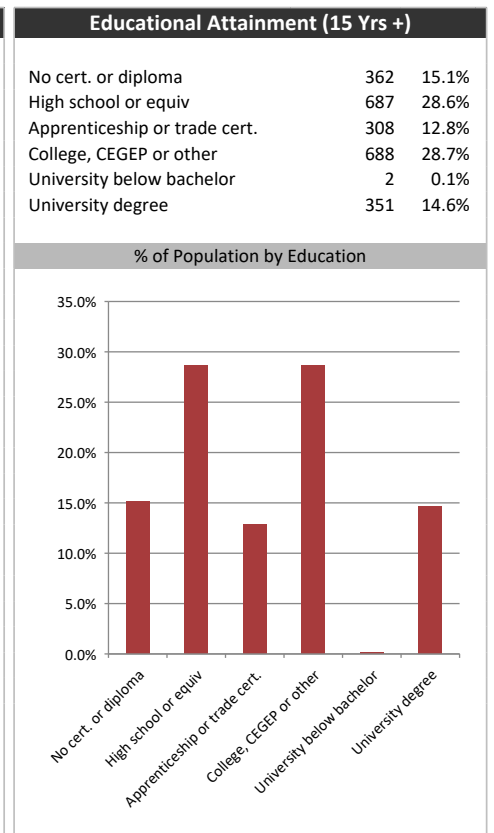
Market Information		
Average Household Spending / Yr		
Mortgage payments	\$	3,203
Cell Phone, Pager & Services	\$	1,096
Internet Access Services	\$	487
Home Renovations	\$	885
Retirement & pension fund payments	\$	2,234
Lotteries	\$	881
Health Insurance	\$	534
Household appliances	\$	510
Furnishings	\$	1,150
Computer hardware	\$	113
Auto/Truck Purchase	\$	7,947
Auto/Truck Rental or Lease	\$	67
Air Travel	\$	190
Age of Home Owners		
15 to 24 years	6	0.5%
25 to 34 years	137	10.6%
35 to 44 years	177	13.8%
45 to 54 years	189	14.7%
55 to 64 years	341	26.5%
65 to 74 years	253	19.7%
75 years or over	184	14.3%

Population & Household Summary	
Total Population	2,813
Population Growth 2016-2021	2.8%
Population Growth 2021-2026	-1.7%
Total Households	1,287
Household Growth 2016-2021	0.9%
Household Growth 2021-2026	-1.4%
% of Households with Children	28.7%
% of Households - Married w/ Kids	22.5%
% of Households - Single Parent	6.2%
% of Households by Household Size	

Household Size	Percentage
1 person	35.0%
2 persons	38.0%
3 persons	12.0%
4 persons	10.0%
5 or more persons	5.0%



Visible Minorities & Language	
Population by Visible Minority	
Chinese	0.0%
South Asian	4.1%
Black	0.7%
Filipino	0.3%
Latin American	0.0%
Southeast Asian	0.1%
Arab	0.0%
West Asian	0.0%
Korean	0.0%
Japanese	0.0%
Visible minority, n.i.e.	0.0%
Multiple visible minorities	0.6%
Population by Mother Tongue	
Single Responses	98.7%
English	85.0%
French	5.8%
Non-Official languages	7.8%
Multiple responses	1.3%



# Terrace Bay-Schreiber News

Map

