
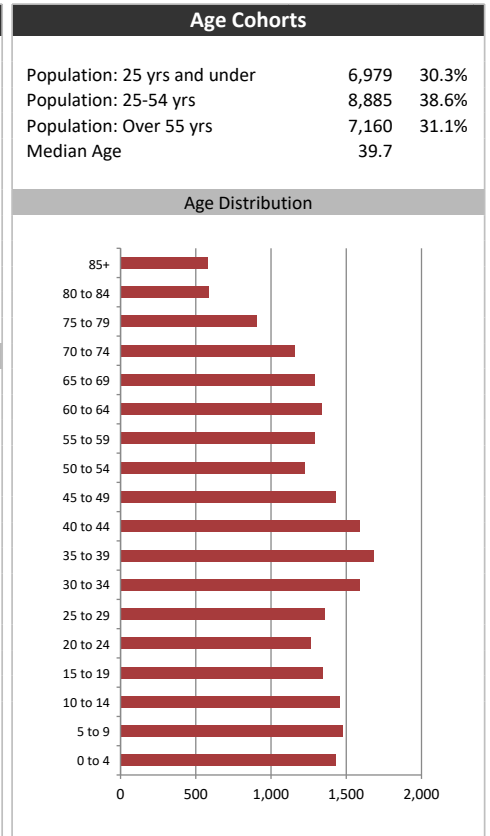


Market Information		
Average Household Spending / Yr		
Mortgage payments	\$	7,496
Cell Phone, Pager & Services	\$	1,491
Internet Access Services	\$	592
Home Renovations	\$	1,254
Retirement & pension fund payments	\$	2,061
Lotteries	\$	528
Household appliances	\$	1,033
Furnishings	\$	2,198
Computer hardware	\$	328
Auto/Truck Purchase	\$	8,280
Auto/Truck Rental or Lease	\$	250
Air Travel	\$	367

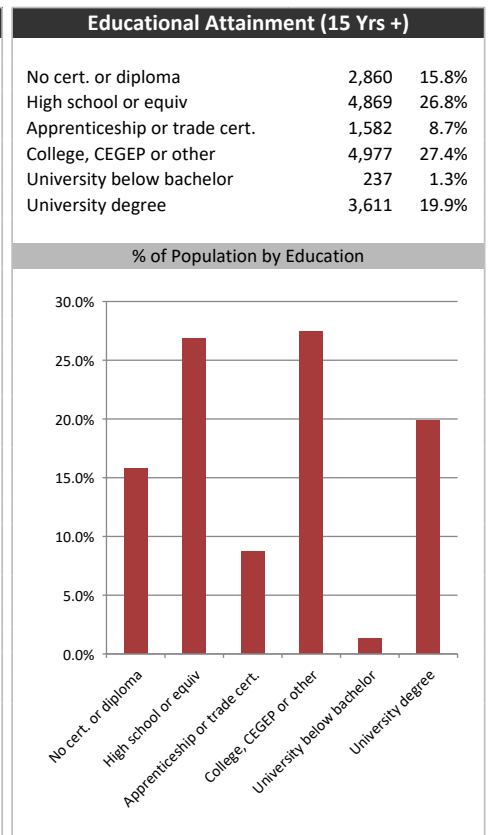
Age of Home Owners		
15 to 24 years	104	1.3%
25 to 34 years	1,339	16.2%
35 to 44 years	1,627	19.7%
45 to 54 years	1,393	16.9%
55 to 64 years	1,359	16.5%
65 to 74 years	1,334	16.1%
75 years or over	1,103	13.4%

Population & Household Summary	
Total Population	23,024
Population Growth 2017-2022	10.6%
Population Growth 2022-2027	9.0%
Total Households	8,259
Household Growth 2017-2022	8.6%
Household Growth 2022-2027	8.9%
% of Households with Children	44.8%
% of Households - Married w/ Kids	37.6%
% of Households - Single Parent	7.3%

% of Households by Household Size	
1 person	19.0%
2 persons	38.0%
3 persons	15.0%
4 persons	19.0%
5 or more persons	9.0%



Visible Minorities & Language	
Population by Visible Minority	
Chinese	0.3%
South Asian	0.7%
Black	0.6%
Filipino	0.3%
Latin American	0.4%
Southeast Asian	0.4%
Arab	0.1%
West Asian	0.2%
Korean	0.1%
Japanese	0.0%
Visible minority, n.i.e.	0.1%
Multiple visible minorities	0.2%
Population by Mother Tongue	
Single Responses	99.3%
English	91.9%
French	0.8%
Non-Official languages	6.6%
Multiple responses	0.7%



Wilmot-Tavistock Gazette



Distribution Map

