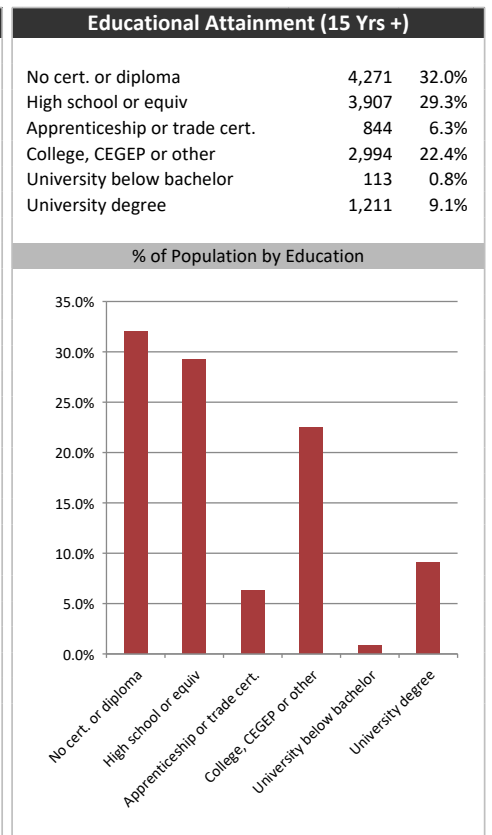
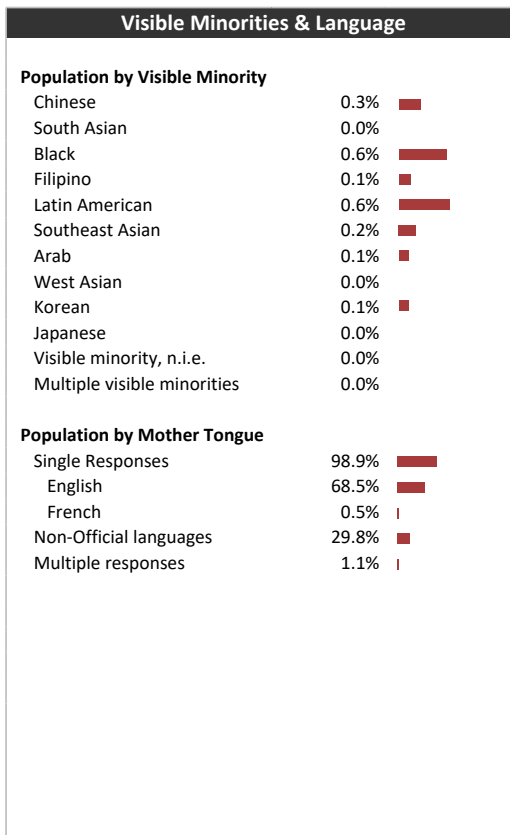
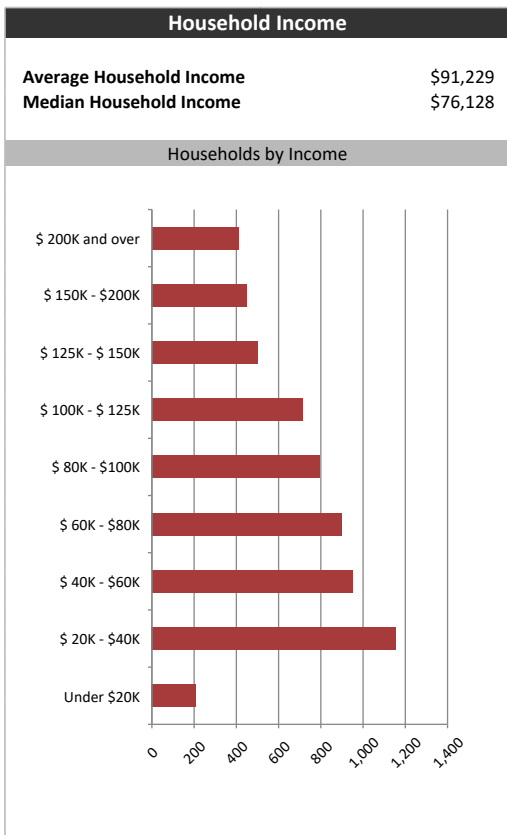
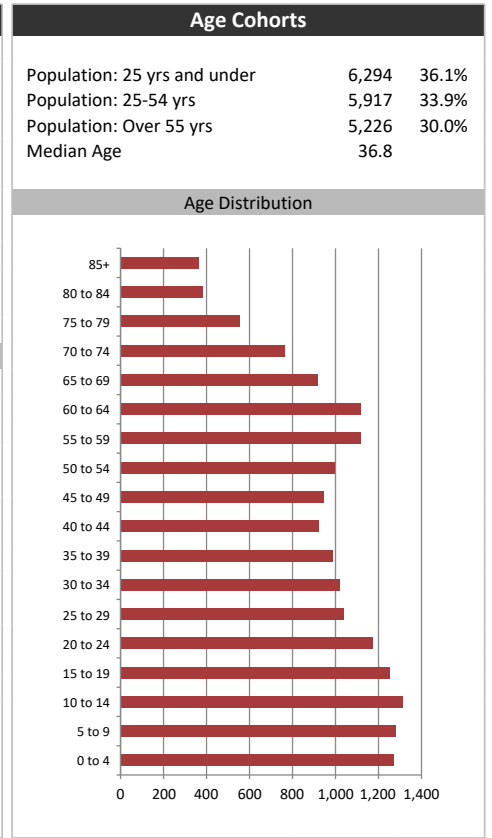
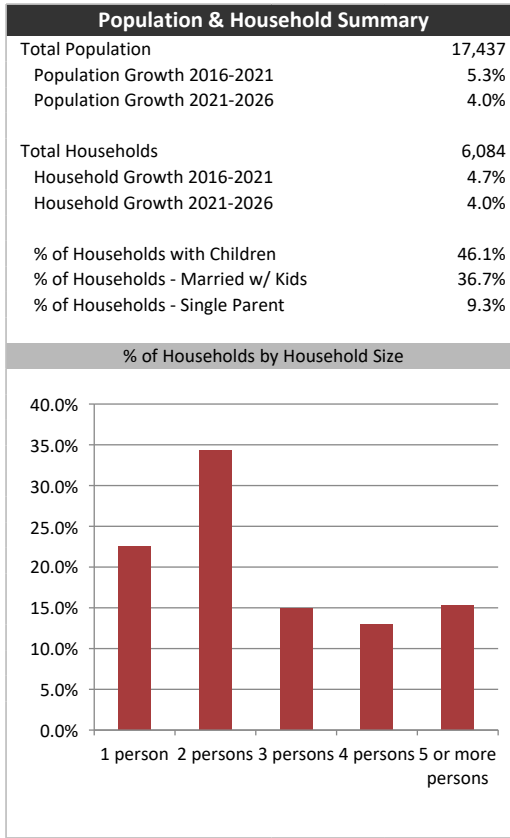


| Market Information                 |       |       |
|------------------------------------|-------|-------|
| Average Household Spending / Yr    |       |       |
| Mortgage payments                  | \$    | 4,335 |
| Cell Phone, Pager & Services       | \$    | 1,277 |
| Internet Access Services           | \$    | 521   |
| Home Renovations                   | \$    | 584   |
| Retirement & pension fund payments | \$    | 1,241 |
| Lotteries                          | \$    | 453   |
| Health Insurance                   | \$    | 605   |
| Household appliances               | \$    | 845   |
| Furnishings                        | \$    | 1,333 |
| Computer hardware                  | \$    | 251   |
| Auto/Truck Purchase                | \$    | 6,600 |
| Auto/Truck Rental or Lease         | \$    | 172   |
| Air Travel                         | \$    | 151   |
| Age of Home Owners                 |       |       |
| 15 to 24 years                     | 164   | 2.7%  |
| 25 to 34 years                     | 897   | 14.7% |
| 35 to 44 years                     | 925   | 15.2% |
| 45 to 54 years                     | 1,094 | 18.0% |
| 55 to 64 years                     | 1,210 | 19.9% |
| 65 to 74 years                     | 1,013 | 16.7% |
| 75 years or over                   | 782   | 12.9% |



# Aylmer Express

## Distribution Map

Map

