

# Exeter Lakeshore Times-Advance



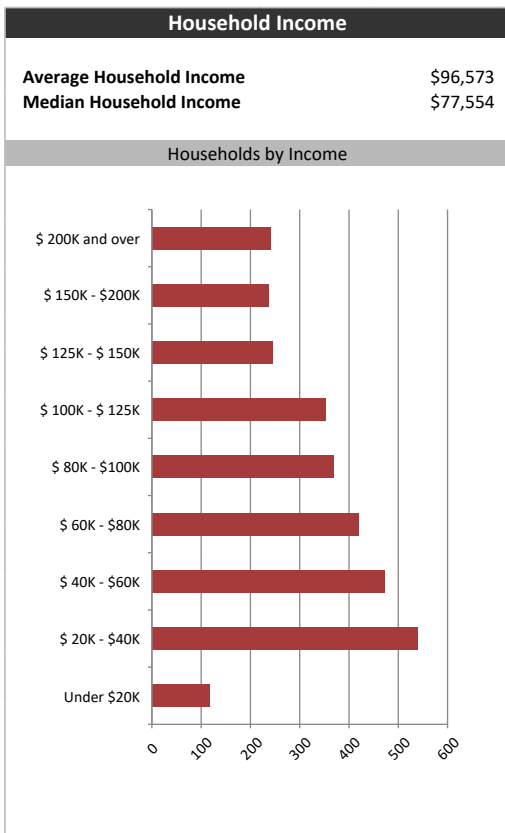
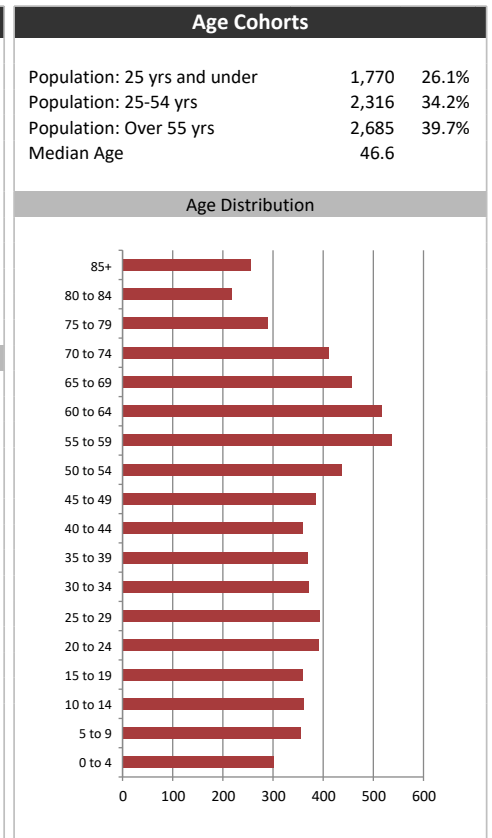
## Summary Report

April 12, 2022

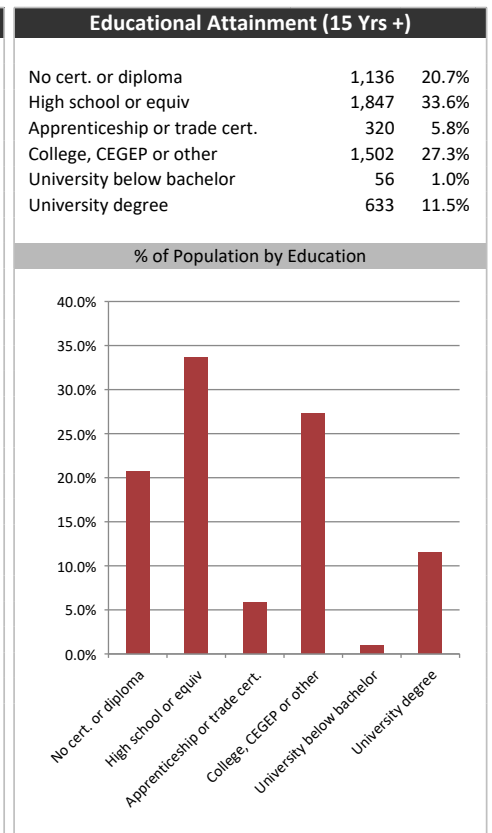
Market Information		
Average Household Spending / Yr		
Mortgage payments	\$	4,436
Cell Phone, Pager & Services	\$	1,064
Internet Access Services	\$	469
Home Renovations	\$	993
Retirement & pension fund payments	\$	1,424
Lotteries	\$	524
Health Insurance	\$	609
Household appliances	\$	526
Furnishings	\$	1,571
Computer hardware	\$	164
Auto/Truck Purchase	\$	7,527
Auto/Truck Rental or Lease	\$	131
Air Travel	\$	138
Age of Home Owners		
15 to 24 years	83	2.8%
25 to 34 years	357	11.9%
35 to 44 years	462	15.4%
45 to 54 years	434	14.5%
55 to 64 years	634	21.2%
65 to 74 years	493	16.5%
75 years or over	529	17.7%

Population & Household Summary	
Total Population	6,771
Population Growth 2016-2021	12.8%
Population Growth 2021-2026	0.8%
Total Households	2,992
Household Growth 2016-2021	16.0%
Household Growth 2021-2026	0.6%
% of Households with Children	32.4%
% of Households - Married w/ Kids	23.8%
% of Households - Single Parent	8.6%
% of Households by Household Size	

Household Size	% of Households
1 person	33.5%
2 persons	38.0%
3 persons	12.0%
4 persons	12.5%
5 or more persons	5.0%



Visible Minorities & Language	
Population by Visible Minority	
Chinese	1.1%
South Asian	0.1%
Black	0.3%
Filipino	0.2%
Latin American	0.2%
Southeast Asian	0.8%
Arab	0.0%
West Asian	0.0%
Korean	0.1%
Japanese	0.3%
Visible minority, n.i.e.	0.2%
Multiple visible minorities	0.2%
Population by Mother Tongue	
Single Responses	99.6%
English	93.9%
French	0.6%
Non-Official languages	5.1%
Multiple responses	0.4%



# Exeter Lakeshore Times-Advance



## Distribution Map

