

Ottawa Hill Times



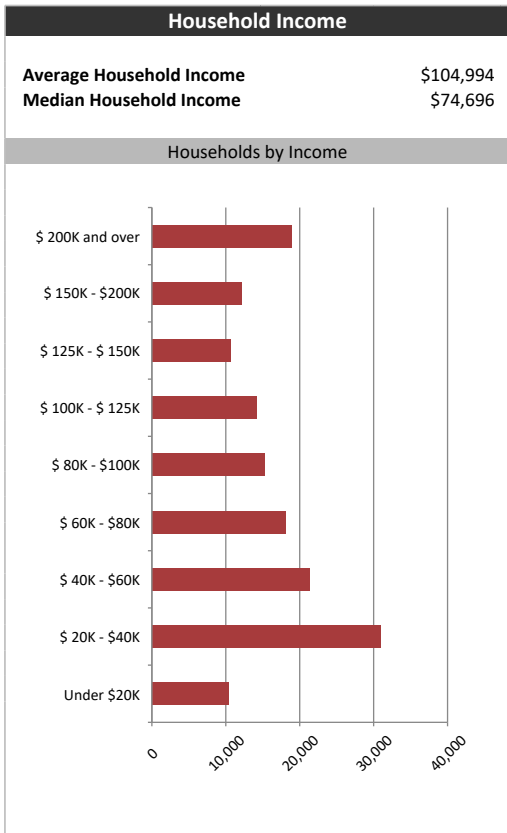
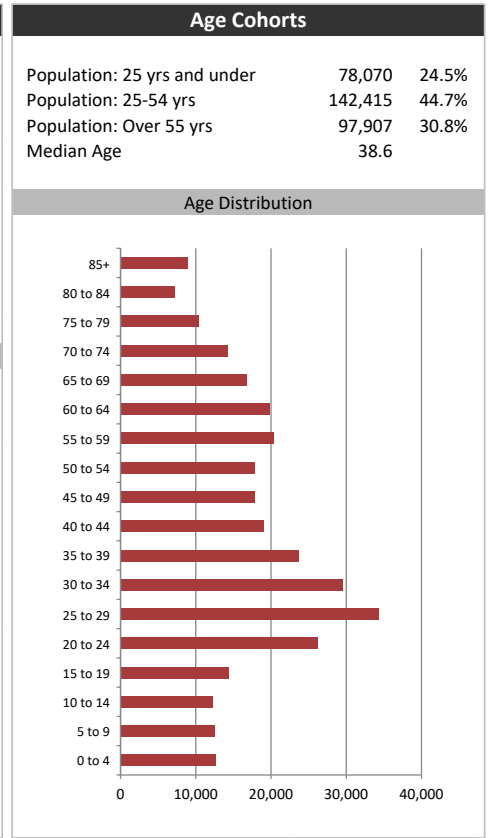
Summary Report

April 20, 2022

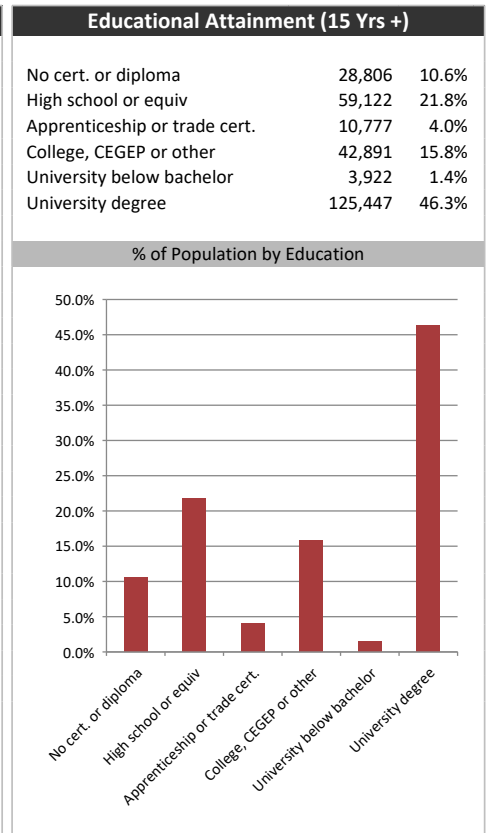
Market Information		
Average Household Spending / Yr		
Mortgage payments	\$	3,937
Cell Phone, Pager & Services	\$	1,256
Internet Access Services	\$	583
Home Renovations	\$	1,772
Retirement & pension fund payments	\$	3,194
Lotteries	\$	607
Health Insurance	\$	832
Household appliances	\$	564
Furnishings	\$	2,090
Computer hardware	\$	263
Auto/Truck Purchase	\$	5,281
Auto/Truck Rental or Lease	\$	155
Air Travel	\$	640
Age of Home Owners		
15 to 24 years	10,861	7.2%
25 to 34 years	33,719	22.2%
35 to 44 years	24,865	16.4%
45 to 54 years	22,076	14.6%
55 to 64 years	25,237	16.6%
65 to 74 years	19,861	13.1%
75 years or over	15,023	9.9%

Population & Household Summary	
Total Population	318,392
Population Growth 2016-2021	6.7%
Population Growth 2021-2026	5.8%
Total Households	151,641
Household Growth 2016-2021	5.9%
Household Growth 2021-2026	6.3%
% of Households with Children	26.0%
% of Households - Married w/ Kids	16.8%
% of Households - Single Parent	9.2%
% of Households by Household Size	

Household Size	% of Households
1 person	43.5%
2 persons	33.0%
3 persons	11.5%
4 persons	8.5%
5 or more persons	5.5%



Visible Minorities & Language	
Population by Visible Minority	
Chinese	4.3%
South Asian	3.6%
Black	9.4%
Filipino	1.1%
Latin American	1.7%
Southeast Asian	1.4%
Arab	5.0%
West Asian	1.2%
Korean	0.3%
Japanese	0.3%
Visible minority, n.i.e.	0.4%
Multiple visible minorities	1.0%
Population by Mother Tongue	
Single Responses	96.2%
English	53.0%
French	21.2%
Non-Official languages	22.0%
Multiple responses	3.8%



Ottawa Hill Times

Map

