

AjaxPickering News Advertiser-TH



Summary Report

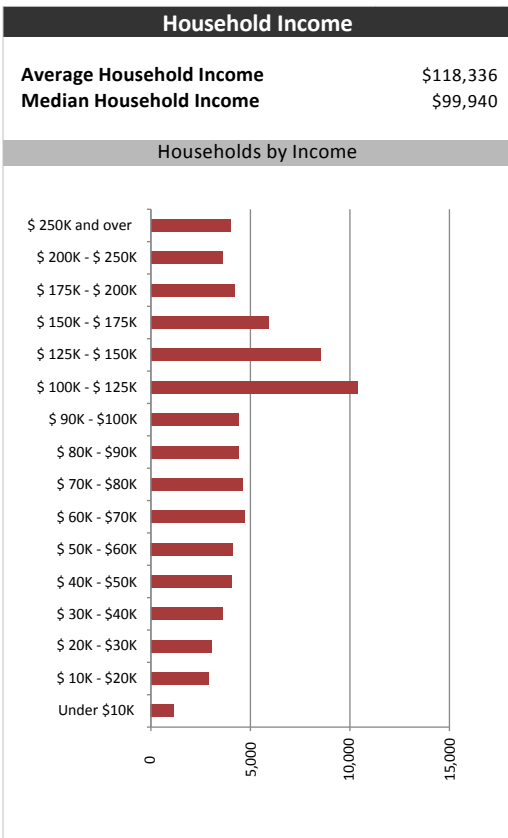
January 16, 2017

Market Information		
Average Household Spending / Yr		
Mortgage payments	\$	9,998
Cell Phone, Pager & Services	\$	1,437
Internet Access Services	\$	574
Home Renovations	\$	653
Retirement & pension fund payments	\$	2,483
Lotteries	\$	996
Health Insurance	\$	810
Household appliances	\$	693
Furnishings	\$	1,872
Computer hardware	\$	334
Auto/Truck Purchase	\$	5,655
Auto/Truck Rental or Lease	\$	1,067
Air Travel	\$	957

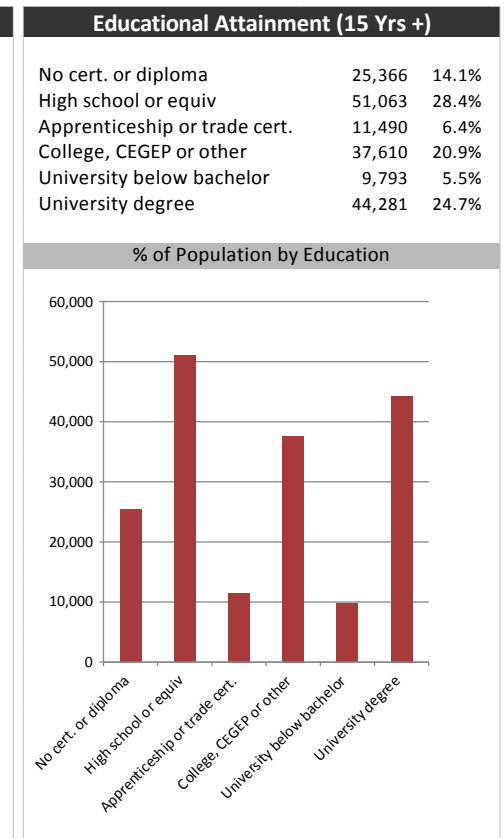
Age of Home Owners		
15 to 24 years	550	0.8%
25 to 34 years	8,460	11.7%
35 to 44 years	14,853	20.5%
45 to 54 years	19,238	26.5%
55 to 64 years	16,085	22.2%
65 to 74 years	8,176	11.3%
75 years or over	5,157	7.1%

Population & Household Summary	
Total Population	220,121
Population Growth 2011-2016	7.7%
Population Growth 2016-2021	6.3%
Total Households	72,520
Household Growth 2011-2016	8.8%
Household Growth 2016-2021	7.2%
% of Households with Children	56.5%
% of Households - Married w/ Kids	43.0%
% of Households - Single Parent	13.5%

% of Households by Household Size	
1	15.0%
2	26.5%
3	20.0%
4-5	32.5%
6+	5.5%



Visible Minorities & Language	
Population by Visible Minority	
Chinese	2.3%
South Asian	12.3%
Black	14.1%
Filipino	3.9%
Latin American	1.1%
Southeast Asian	0.6%
Arab	1.2%
West Asian	1.5%
Korean	0.2%
Japanese	0.3%
Visible minority, n.i.e.	2.1%
Multiple visible minorities	1.8%
Population by Mother Tongue	
Single Responses	97.5%
English	76.5%
French	1.4%
Non-Official languages	19.6%
Multiple responses	2.5%

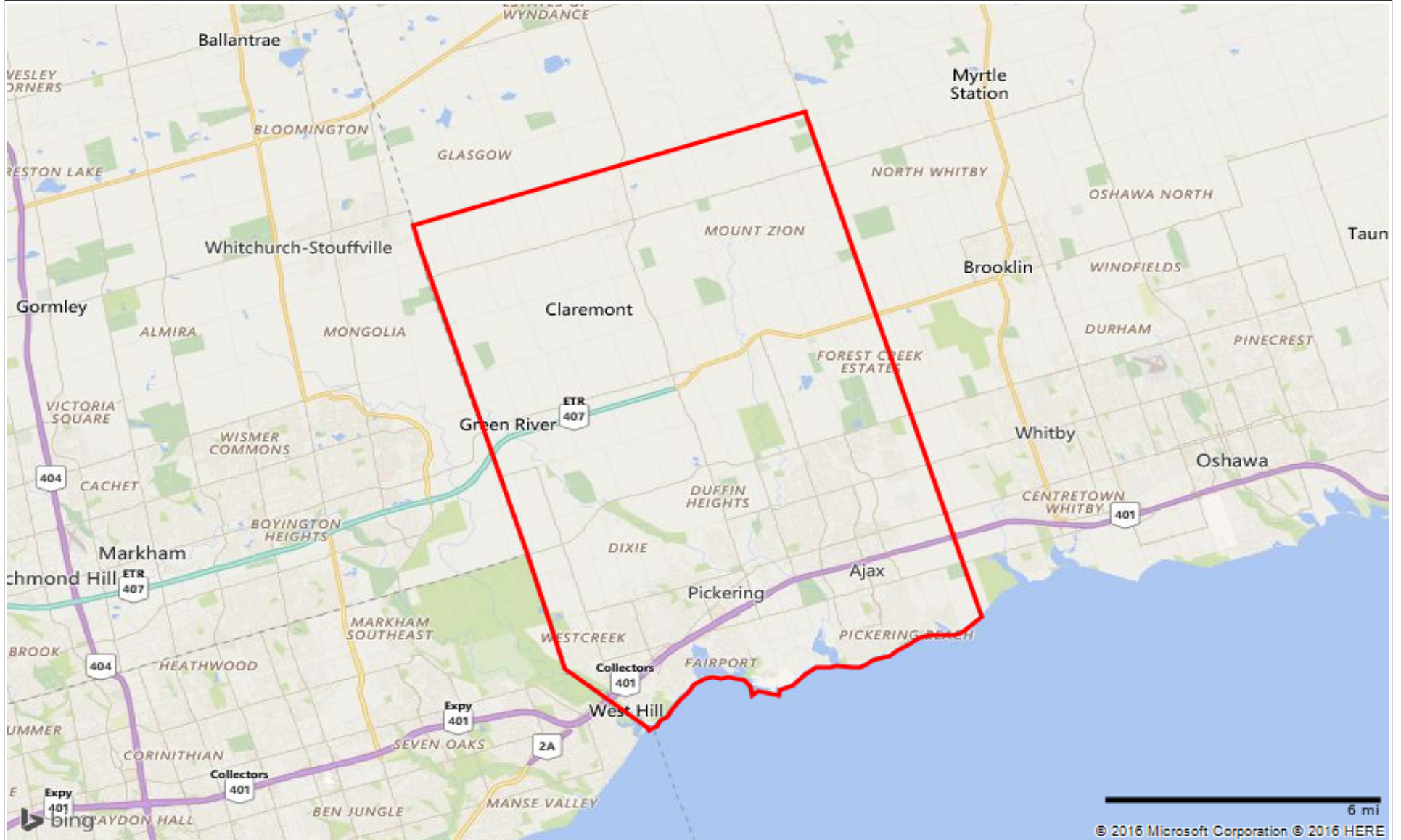


AjaxPickering News Advertiser-TH



Distribution Map

Map



AjaxPickering News Advertiser-WE



Summary Report

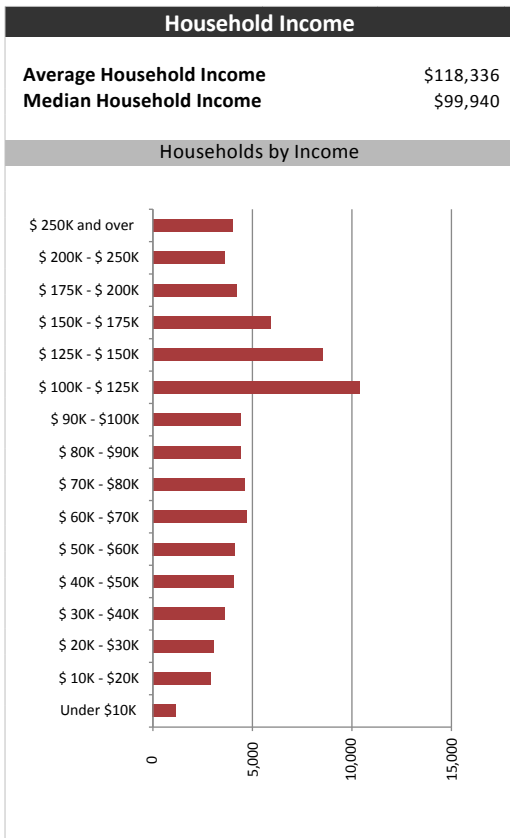
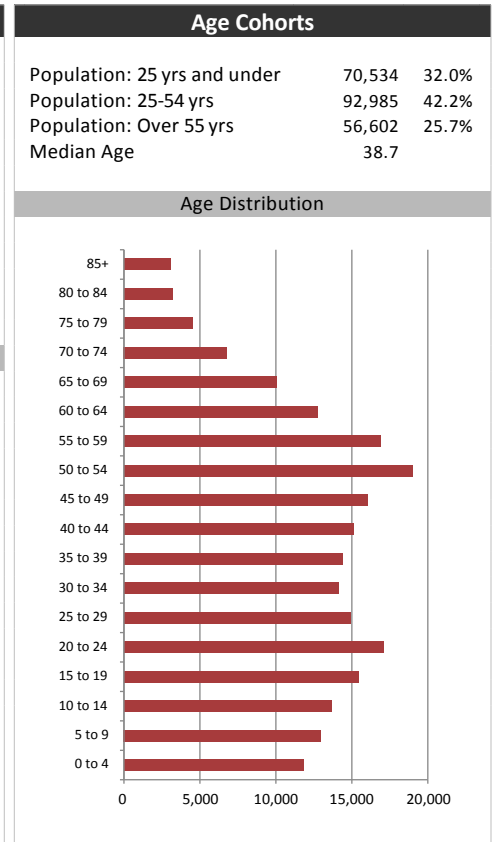
January 16, 2017

Market Information		
Average Household Spending / Yr		
Mortgage payments	\$	9,998
Cell Phone, Pager & Services	\$	1,437
Internet Access Services	\$	574
Home Renovations	\$	653
Retirement & pension fund payments	\$	2,483
Lotteries	\$	996
Health Insurance	\$	810
Household appliances	\$	693
Furnishings	\$	1,872
Computer hardware	\$	334
Auto/Truck Purchase	\$	5,655
Auto/Truck Rental or Lease	\$	1,067
Air Travel	\$	957

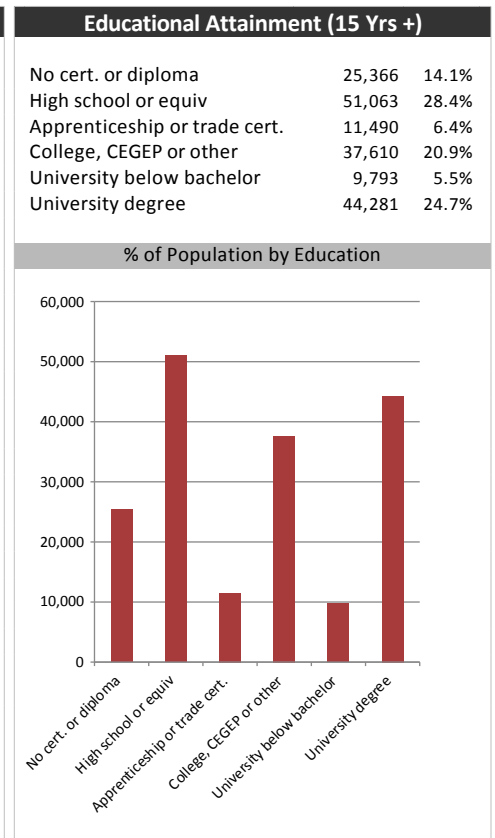
Age of Home Owners		
15 to 24 years	550	0.8%
25 to 34 years	8,460	11.7%
35 to 44 years	14,853	20.5%
45 to 54 years	19,238	26.5%
55 to 64 years	16,085	22.2%
65 to 74 years	8,176	11.3%
75 years or over	5,157	7.1%

Population & Household Summary	
Total Population	220,121
Population Growth 2011-2016	7.7%
Population Growth 2016-2021	6.3%
Total Households	72,520
Household Growth 2011-2016	8.8%
Household Growth 2016-2021	7.2%
% of Households with Children	56.5%
% of Households - Married w/ Kids	43.0%
% of Households - Single Parent	13.5%

% of Households by Household Size	
1	15.0%
2	26.5%
3	20.0%
4-5	33.0%
6+	5.0%



Visible Minorities & Language	
Population by Visible Minority	
Chinese	2.3%
South Asian	12.3%
Black	14.1%
Filipino	3.9%
Latin American	1.1%
Southeast Asian	0.6%
Arab	1.2%
West Asian	1.5%
Korean	0.2%
Japanese	0.3%
Visible minority, n.i.e.	2.1%
Multiple visible minorities	1.8%
Population by Mother Tongue	
Single Responses	97.5%
English	76.5%
French	1.4%
Non-Official languages	19.6%
Multiple responses	2.5%



AjaxPickering News Advertiser-WE



Distribution Map

Map

