

Alexandria Glengarry News



Summary Report

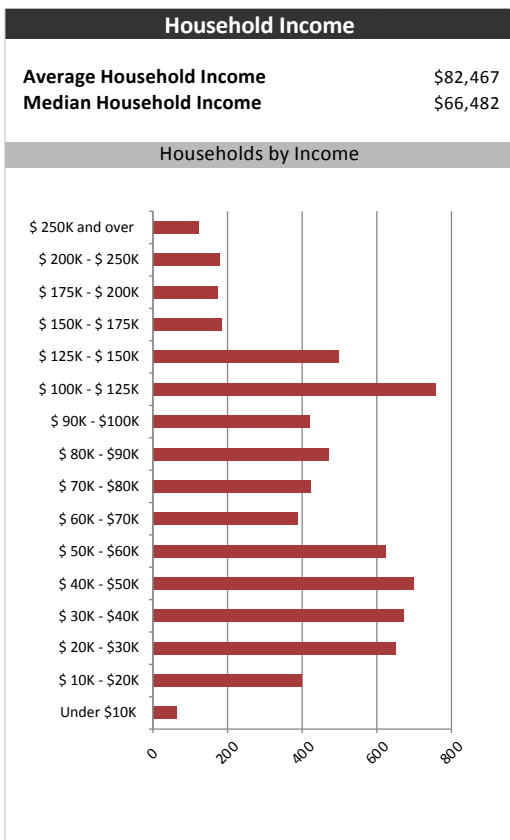
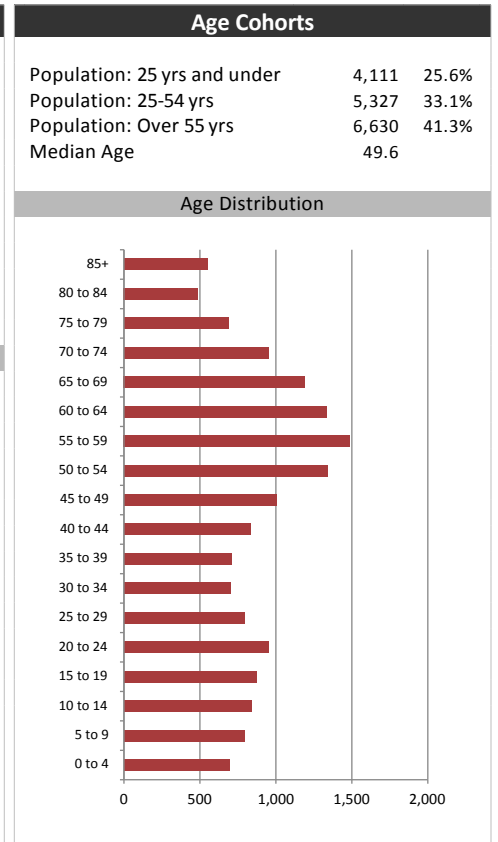
January 9, 2018

Market Information		
Average Household Spending / Yr		
Mortgage payments	\$	5,637
Cell Phone, Pager & Services	\$	1,026
Internet Access Services	\$	490
Home Renovations	\$	1,020
Retirement & pension fund payments	\$	1,475
Lotteries	\$	861
Health Insurance	\$	777
Household appliances	\$	669
Furnishings	\$	1,192
Computer hardware	\$	130
Auto/Truck Purchase	\$	7,577
Auto/Truck Rental or Lease	\$	52
Air Travel	\$	568

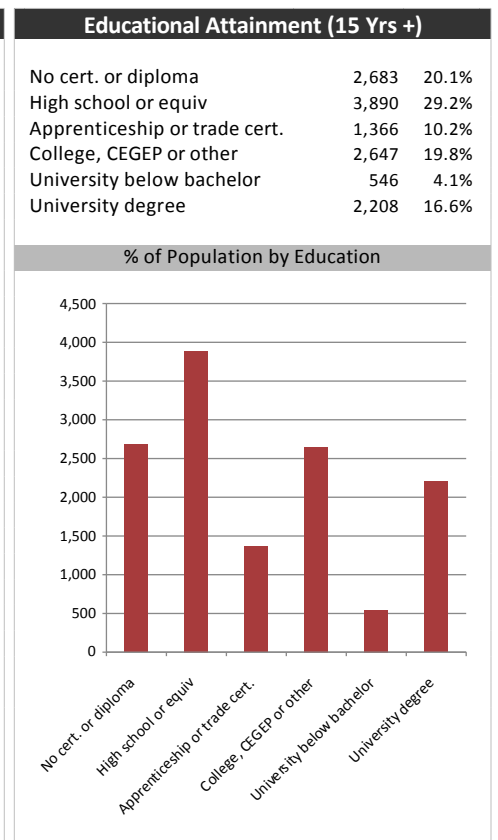
Age of Home Owners		
15 to 24 years	146	2.2%
25 to 34 years	658	9.9%
35 to 44 years	1,003	15.1%
45 to 54 years	1,175	17.6%
55 to 64 years	1,521	22.8%
65 to 74 years	1,313	19.7%
75 years or over	844	12.7%

Population & Household Summary	
Total Population	16,068
Population Growth 2012-2017	-3.8%
Population Growth 2017-2022	-0.3%
Total Households	6,658
Household Growth 2012-2017	-1.8%
Household Growth 2017-2022	-0.1%
% of Households with Children	35.5%
% of Households - Married w/ Kids	27.2%
% of Households - Single Parent	8.3%

% of Households by Household Size	
1	26.0%
2	40.0%
3	13.5%
4-5	18.5%
6+	3.0%



Visible Minorities & Language	
Population by Visible Minority	
Chinese	0.3%
South Asian	0.2%
Black	1.1%
Filipino	0.1%
Latin American	0.1%
Southeast Asian	0.0%
Arab	0.1%
West Asian	0.0%
Korean	0.0%
Japanese	0.0%
Visible minority, n.i.e.	0.0%
Multiple visible minorities	0.0%
Population by Mother Tongue	
Single Responses	98.4%
English	60.4%
French	34.6%
Non-Official languages	3.4%
Multiple responses	1.6%



Alexandria Glengarry News



Distribution Map

