

# Amherstburg River Town Times



## Summary Report

January 9, 2018

Market Information		
Average Household Spending / Yr		
Mortgage payments	\$	5,997
Cell Phone, Pager & Services	\$	1,146
Internet Access Services	\$	492
Home Renovations	\$	749
Retirement & pension fund payments	\$	1,708
Lotteries	\$	1,080
Health Insurance	\$	360
Household appliances	\$	597
Furnishings	\$	832
Computer hardware	\$	221
Auto/Truck Purchase	\$	6,844
Auto/Truck Rental or Lease	\$	91
Air Travel	\$	662

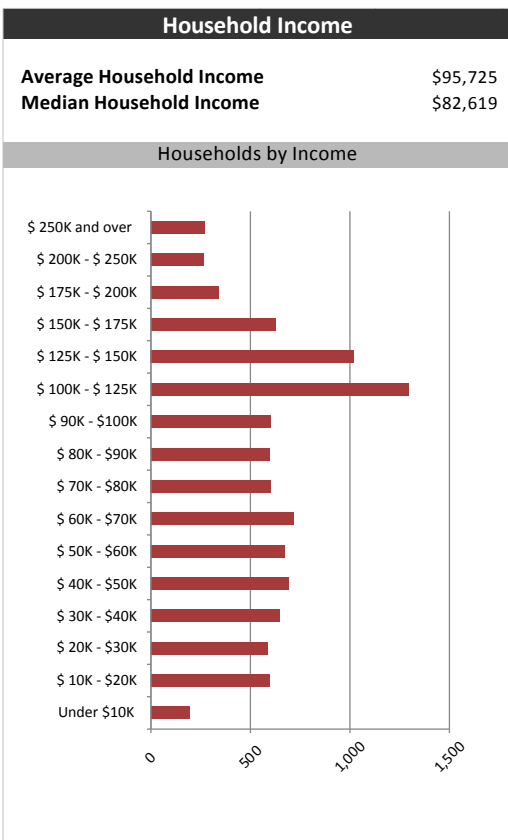
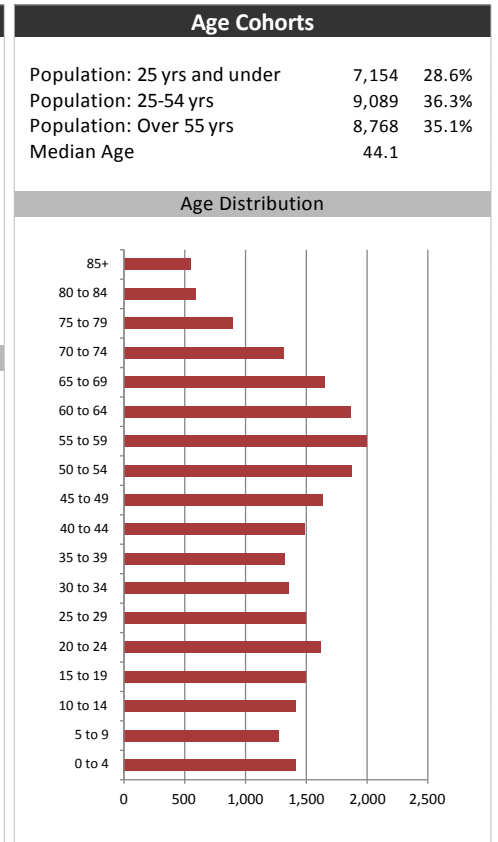
  

Age of Home Owners		
15 to 24 years	133	1.4%
25 to 34 years	1,103	11.5%
35 to 44 years	1,434	14.9%
45 to 54 years	1,942	20.2%
55 to 64 years	2,086	21.7%
65 to 74 years	1,761	18.3%
75 years or over	1,151	12.0%

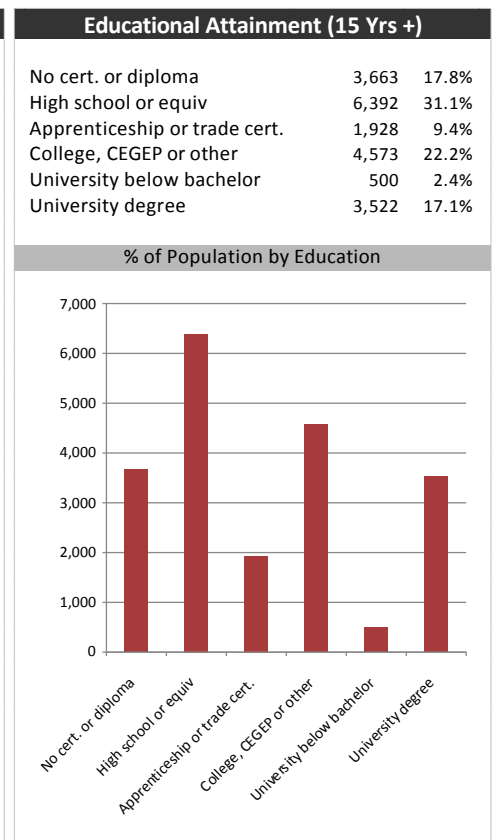
Population & Household Summary	
Total Population	25,011
Population Growth 2012-2017	0.7%
Population Growth 2017-2022	2.1%
Total Households	9,611
Household Growth 2012-2017	1.0%
Household Growth 2017-2022	1.5%
% of Households with Children	44.5%
% of Households - Married w/ Kids	34.7%
% of Households - Single Parent	9.8%

% of Households by Household Size	
1	21.5%
2	37.0%
3	15.5%
4-5	24.5%
6+	1.5%



Visible Minorities & Language	
<b>Population by Visible Minority</b>	
Chinese	0.7%
South Asian	0.2%
Black	2.7%
Filipino	0.1%
Latin American	0.3%
Southeast Asian	0.1%
Arab	0.2%
West Asian	0.1%
Korean	0.0%
Japanese	0.0%
Visible minority, n.i.e.	0.0%
Multiple visible minorities	0.2%
<b>Population by Mother Tongue</b>	
Single Responses	99.0%
English	88.5%
French	3.4%
Non-Official languages	7.1%
Multiple responses	1.0%



# Amherstburg River Town Times



## Distribution Map

