

Arnprior Chronicle-Guide



Summary Report

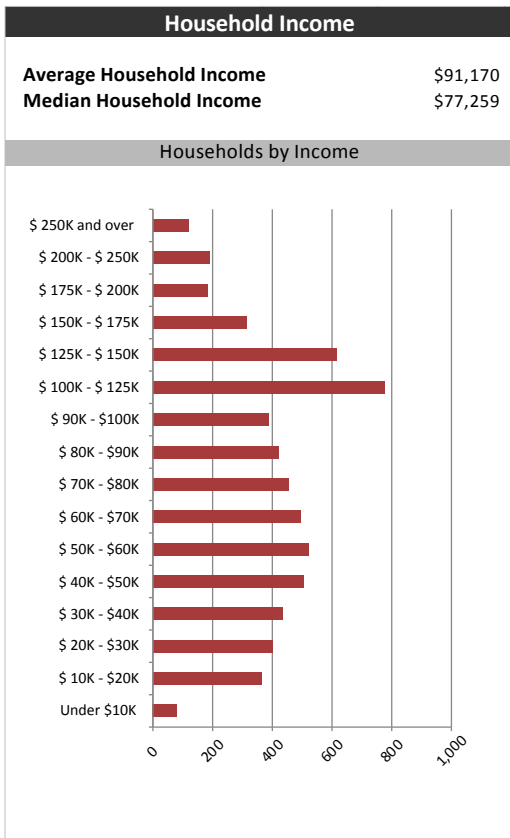
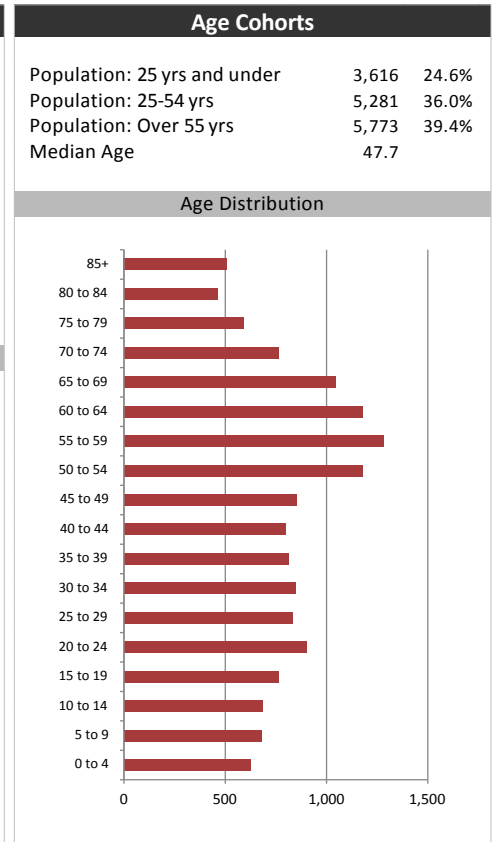
January 9, 2018

Market Information		
Average Household Spending / Yr		
Mortgage payments	\$	5,098
Cell Phone, Pager & Services	\$	903
Internet Access Services	\$	497
Home Renovations	\$	699
Retirement & pension fund payments	\$	2,448
Lotteries	\$	1,024
Health Insurance	\$	664
Household appliances	\$	674
Furnishings	\$	1,403
Computer hardware	\$	137
Auto/Truck Purchase	\$	7,066
Auto/Truck Rental or Lease	\$	109
Air Travel	\$	398

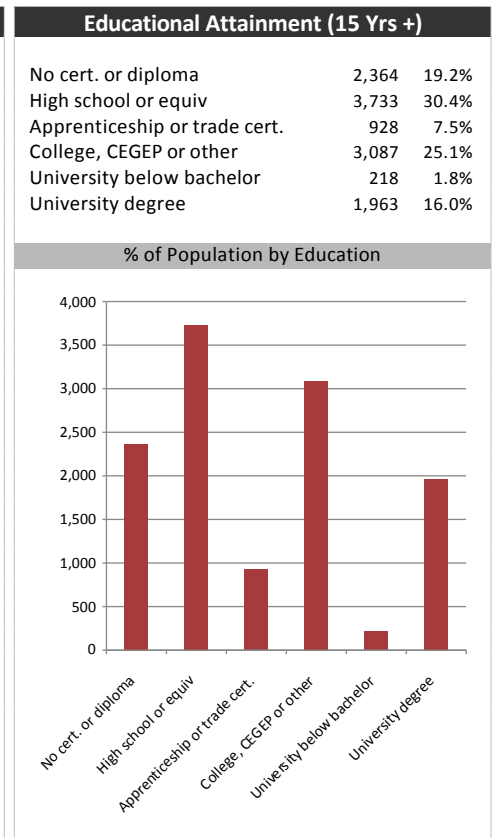
Age of Home Owners		
15 to 24 years	162	2.6%
25 to 34 years	769	12.4%
35 to 44 years	841	13.6%
45 to 54 years	1,082	17.5%
55 to 64 years	1,386	22.4%
65 to 74 years	1,070	17.3%
75 years or over	882	14.2%

Population & Household Summary	
Total Population	14,670
Population Growth 2012-2017	2.0%
Population Growth 2017-2022	2.5%
Total Households	6,191
Household Growth 2012-2017	2.9%
Household Growth 2017-2022	2.7%
% of Households with Children	36.4%
% of Households - Married w/ Kids	25.7%
% of Households - Single Parent	10.7%

% of Households by Household Size	
1	~29.0%
2	~37.0%
3	~16.0%
4-5	~17.0%
6+	~2.0%



Visible Minorities & Language	
Population by Visible Minority	
Chinese	0.1%
South Asian	0.3%
Black	0.2%
Filipino	0.1%
Latin American	0.1%
Southeast Asian	0.0%
Arab	0.1%
West Asian	0.1%
Korean	0.0%
Japanese	0.0%
Visible minority, n.i.e.	0.0%
Multiple visible minorities	0.0%
Population by Mother Tongue	
Single Responses	99.3%
English	92.9%
French	3.8%
Non-Official languages	2.6%
Multiple responses	0.7%



Arnprior Chronicle-Guide



Distribution Map

