

Atikokan Progress



Summary Report

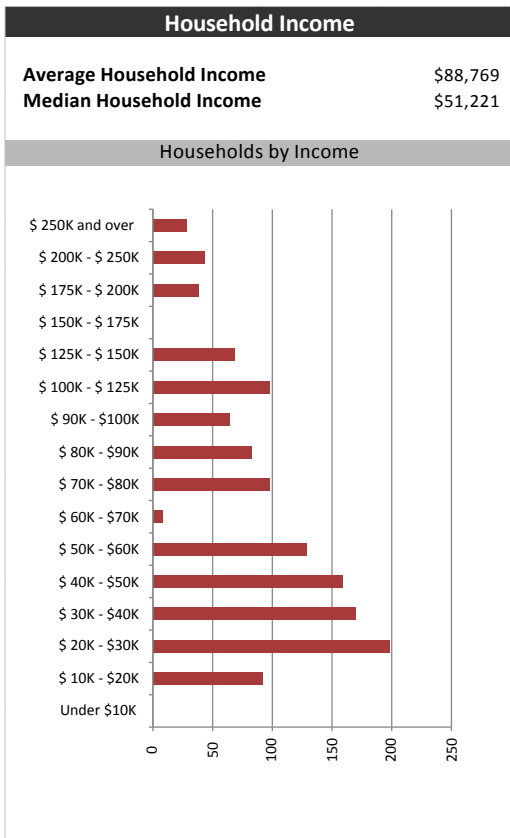
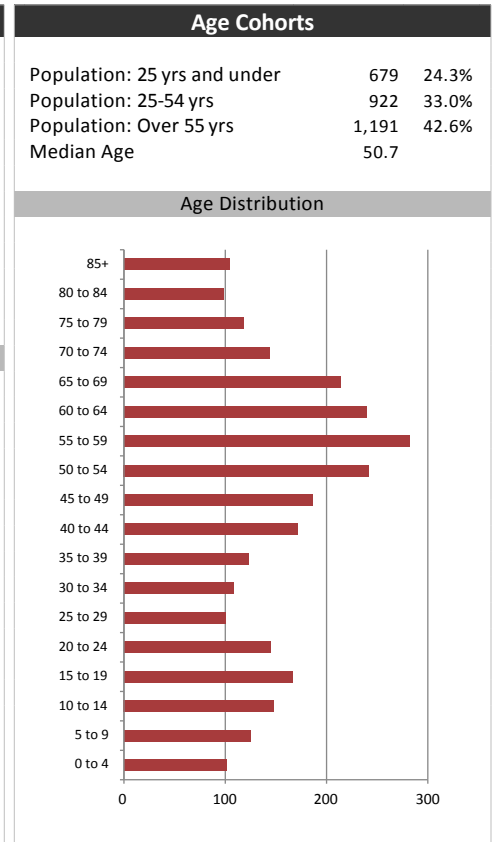
January 16, 2017

Market Information		
Average Household Spending / Yr		
Mortgage payments	\$	3,633
Cell Phone, Pager & Services	\$	722
Internet Access Services	\$	473
Home Renovations	\$	507
Retirement & pension fund payments	\$	1,788
Lotteries	\$	643
Health Insurance	\$	946
Household appliances	\$	409
Furnishings	\$	893
Computer hardware	\$	79
Auto/Truck Purchase	\$	5,322
Auto/Truck Rental or Lease	\$	242
Air Travel	\$	300

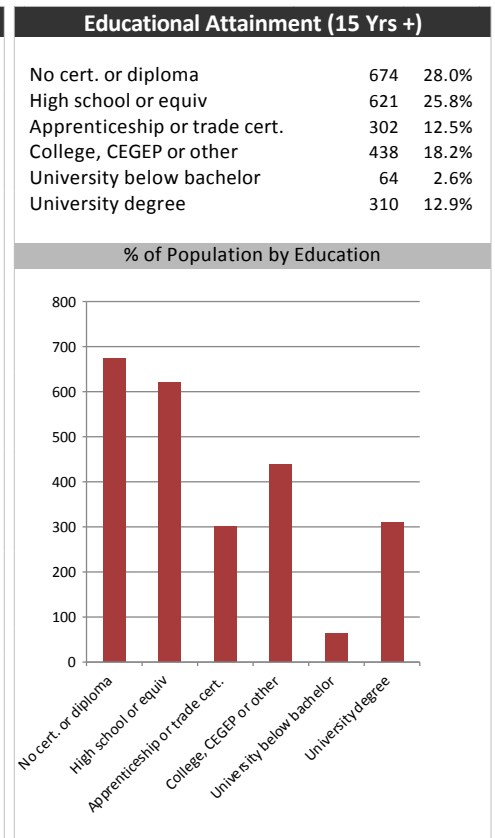
Age of Home Owners		
15 to 24 years	3	0.2%
25 to 34 years	88	7.0%
35 to 44 years	226	17.9%
45 to 54 years	244	19.3%
55 to 64 years	322	25.6%
65 to 74 years	178	14.1%
75 years or over	200	15.9%

Population & Household Summary	
Total Population	2,792
Population Growth 2011-2016	-2.6%
Population Growth 2016-2021	0.3%
Total Households	1,260
Household Growth 2011-2016	-4.0%
Household Growth 2016-2021	-0.6%
% of Households with Children	29.6%
% of Households - Married w/ Kids	21.6%
% of Households - Single Parent	7.9%

% of Households by Household Size	
1	34.0%
2	38.0%
3	12.0%
4-5	15.0%
6+	1.0%



Visible Minorities & Language	
Population by Visible Minority	
Chinese	0.5%
South Asian	0.4%
Black	1.2%
Filipino	0.0%
Latin American	0.1%
Southeast Asian	0.0%
Arab	0.0%
West Asian	0.0%
Korean	0.0%
Japanese	0.0%
Visible minority, n.i.e.	0.1%
Multiple visible minorities	0.0%
Population by Mother Tongue	
Single Responses	99.4%
English	91.2%
French	3.5%
Non-Official languages	4.7%
Multiple responses	0.6%



Atikokan Progress

Map

