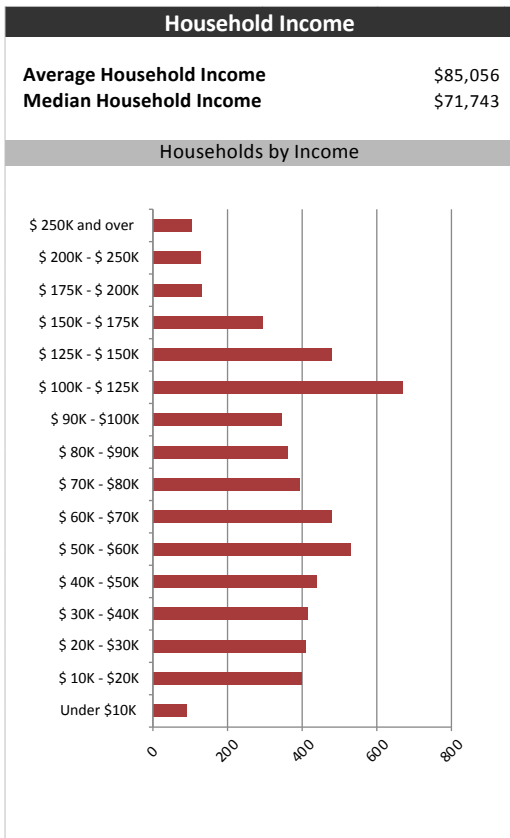
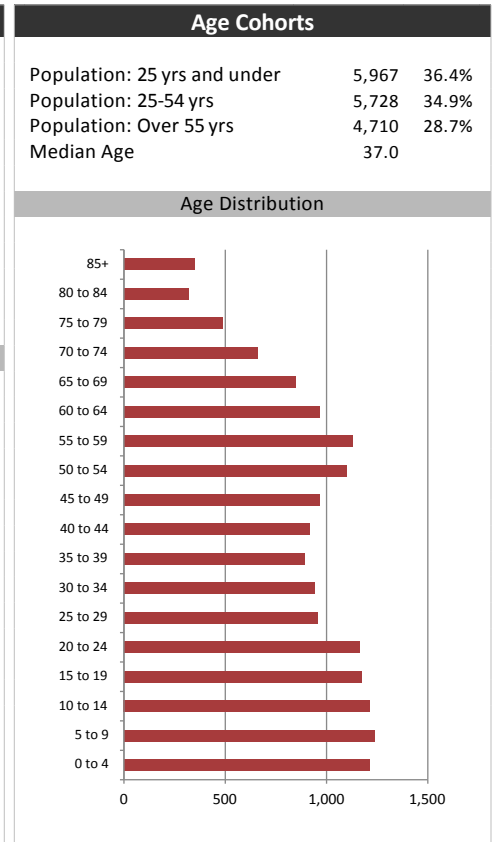


Market Information		
Average Household Spending / Yr		
Mortgage payments	\$	4,819
Cell Phone, Pager & Services	\$	1,095
Internet Access Services	\$	483
Home Renovations	\$	362
Retirement & pension fund payments	\$	1,190
Lotteries	\$	504
Health Insurance	\$	605
Household appliances	\$	756
Furnishings	\$	1,088
Computer hardware	\$	276
Auto/Truck Purchase	\$	6,807
Auto/Truck Rental or Lease	\$	123
Air Travel	\$	358

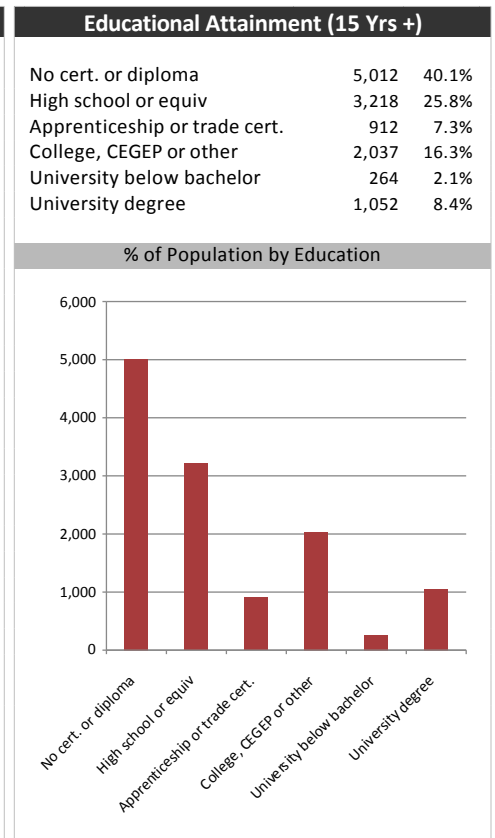
Age of Home Owners		
15 to 24 years	184	3.3%
25 to 34 years	793	14.1%
35 to 44 years	905	16.1%
45 to 54 years	1,102	19.7%
55 to 64 years	1,084	19.3%
65 to 74 years	862	15.4%
75 years or over	674	12.0%

Population & Household Summary	
Total Population	16,405
Population Growth 2012-2017	2.3%
Population Growth 2017-2022	3.2%
Total Households	5,604
Household Growth 2012-2017	1.1%
Household Growth 2017-2022	2.8%
% of Households with Children	48.5%
% of Households - Married w/ Kids	39.5%
% of Households - Single Parent	9.0%

% of Households by Household Size	
1	20.0%
2	35.0%
3	15.0%
4-5	22.0%
6+	8.0%



Visible Minorities & Language	
Population by Visible Minority	
Chinese	0.1%
South Asian	0.0%
Black	0.5%
Filipino	0.0%
Latin American	0.6%
Southeast Asian	0.0%
Arab	0.1%
West Asian	0.0%
Korean	0.1%
Japanese	0.0%
Visible minority, n.i.e.	0.0%
Multiple visible minorities	0.1%
Population by Mother Tongue	
Single Responses	98.9%
English	67.1%
French	0.7%
Non-Official languages	31.1%
Multiple responses	1.1%



Aylmer Express

Distribution Map

