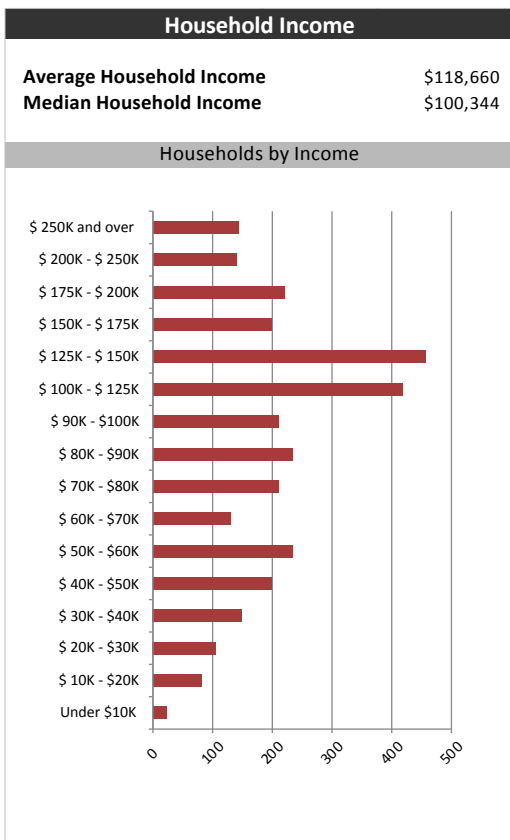
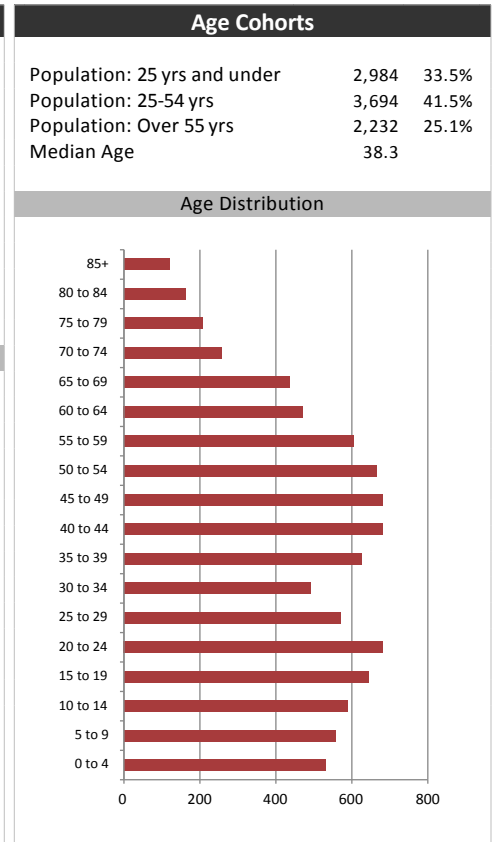


Market Information		
Average Household Spending / Yr		
Mortgage payments	\$	9,335
Cell Phone, Pager & Services	\$	1,302
Internet Access Services	\$	560
Home Renovations	\$	843
Retirement & pension fund payments	\$	1,797
Lotteries	\$	732
Health Insurance	\$	648
Household appliances	\$	906
Furnishings	\$	1,552
Computer hardware	\$	350
Auto/Truck Purchase	\$	9,723
Auto/Truck Rental or Lease	\$	159
Air Travel	\$	690

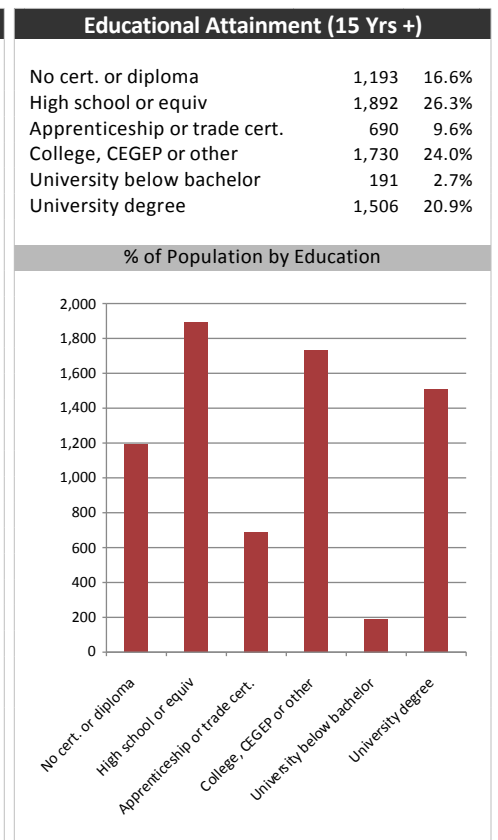
Age of Home Owners		
15 to 24 years	29	0.9%
25 to 34 years	460	14.8%
35 to 44 years	605	19.4%
45 to 54 years	792	25.4%
55 to 64 years	606	19.4%
65 to 74 years	331	10.6%
75 years or over	292	9.4%

Population & Household Summary	
Total Population	8,910
Population Growth 2012-2017	4.9%
Population Growth 2017-2022	5.5%
Total Households	3,115
Household Growth 2012-2017	5.5%
Household Growth 2017-2022	5.9%
% of Households with Children	53.2%
% of Households - Married w/ Kids	45.9%
% of Households - Single Parent	7.4%

% of Households by Household Size	
1	14.0%
2	34.5%
3	17.5%
4-5	29.5%
6+	4.0%



Visible Minorities & Language	
Population by Visible Minority	
Chinese	0.7%
South Asian	0.3%
Black	0.6%
Filipino	0.1%
Latin American	0.0%
Southeast Asian	0.0%
Arab	0.0%
West Asian	0.1%
Korean	0.0%
Japanese	0.0%
Visible minority, n.i.e.	0.0%
Multiple visible minorities	0.0%
Population by Mother Tongue	
Single Responses	99.6%
English	93.1%
French	0.9%
Non-Official languages	5.6%
Multiple responses	0.4%



Ayr News



Distribution Map

