

Bancroft Times



Summary Report

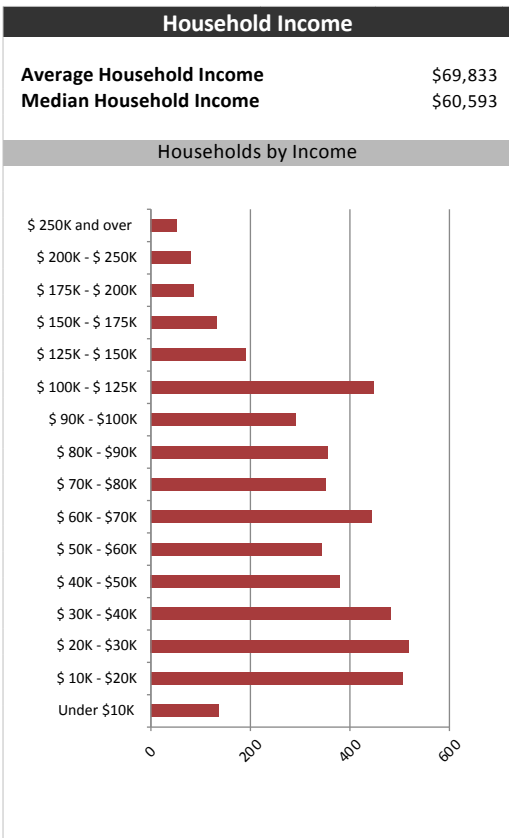
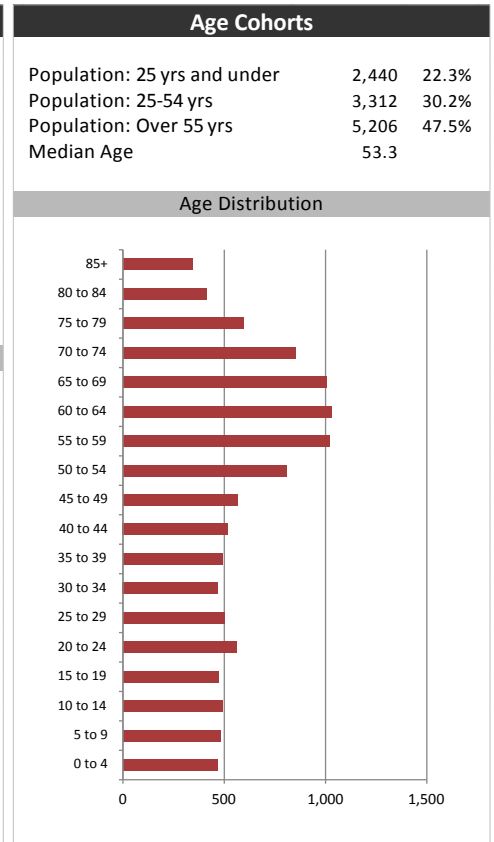
April 30, 2018

Market Information		
Average Household Spending / Yr		
Mortgage payments	\$	3,024
Cell Phone, Pager & Services	\$	633
Internet Access Services	\$	395
Home Renovations	\$	536
Retirement & pension fund payments	\$	1,082
Lotteries	\$	857
Health Insurance	\$	587
Household appliances	\$	592
Furnishings	\$	899
Computer hardware	\$	92
Auto/Truck Purchase	\$	6,120
Auto/Truck Rental or Lease	\$	93
Air Travel	\$	337

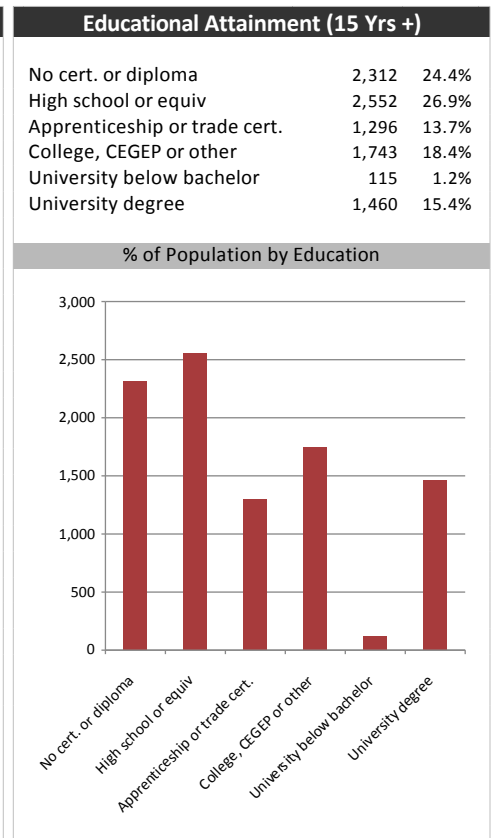
Age of Home Owners		
15 to 24 years	44	0.9%
25 to 34 years	394	8.3%
35 to 44 years	478	10.1%
45 to 54 years	648	13.6%
55 to 64 years	1,011	21.3%
65 to 74 years	1,225	25.8%
75 years or over	948	20.0%

Population & Household Summary	
Total Population	10,959
Population Growth 2012-2017	-0.1%
Population Growth 2017-2022	1.4%
Total Households	4,747
Household Growth 2012-2017	-1.6%
Household Growth 2017-2022	0.1%
% of Households with Children	31.3%
% of Households - Married w/ Kids	22.7%
% of Households - Single Parent	8.6%

% of Households by Household Size	
1	26.5%
2	45.0%
3	12.5%
4-5	14.0%
6+	2.0%



Visible Minorities & Language	
Population by Visible Minority	
Chinese	0.2%
South Asian	0.2%
Black	0.1%
Filipino	0.0%
Latin American	0.1%
Southeast Asian	0.0%
Arab	0.0%
West Asian	0.0%
Korean	0.0%
Japanese	0.0%
Visible minority, n.i.e.	0.1%
Multiple visible minorities	0.1%
Population by Mother Tongue	
Single Responses	99.6%
English	94.7%
French	1.3%
Non-Official languages	3.7%
Multiple responses	0.4%



Bancroft Times

Distribution Map

Map

