

Barrie Advance



Summary Report

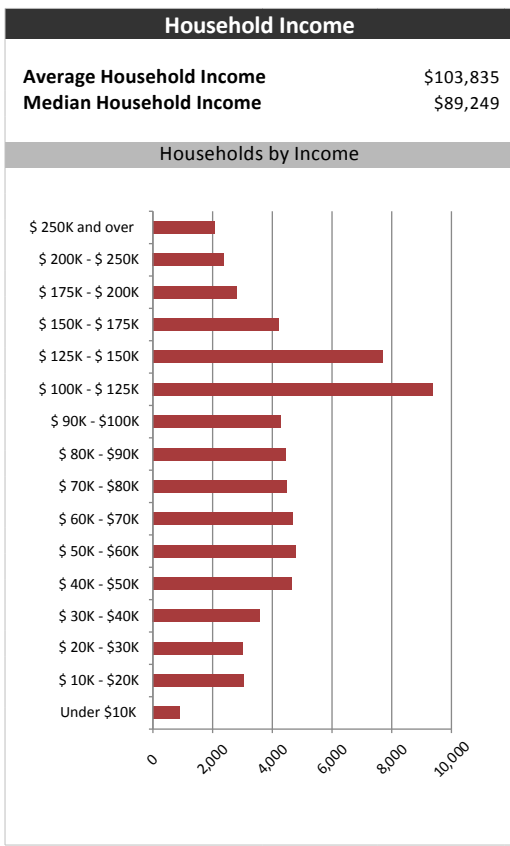
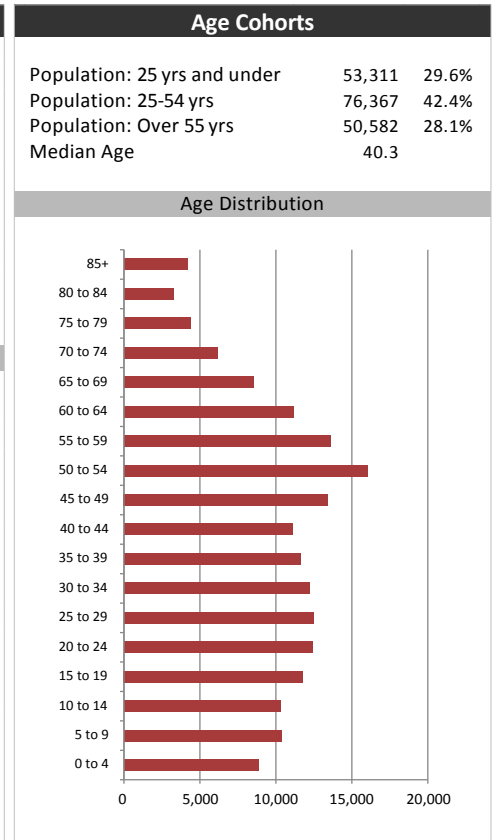
January 9, 2018

Market Information		
Average Household Spending / Yr		
Mortgage payments	\$	8,556
Cell Phone, Pager & Services	\$	1,231
Internet Access Services	\$	535
Home Renovations	\$	664
Retirement & pension fund payments	\$	2,255
Lotteries	\$	789
Health Insurance	\$	464
Household appliances	\$	658
Furnishings	\$	1,508
Computer hardware	\$	296
Auto/Truck Purchase	\$	7,207
Auto/Truck Rental or Lease	\$	159
Air Travel	\$	775

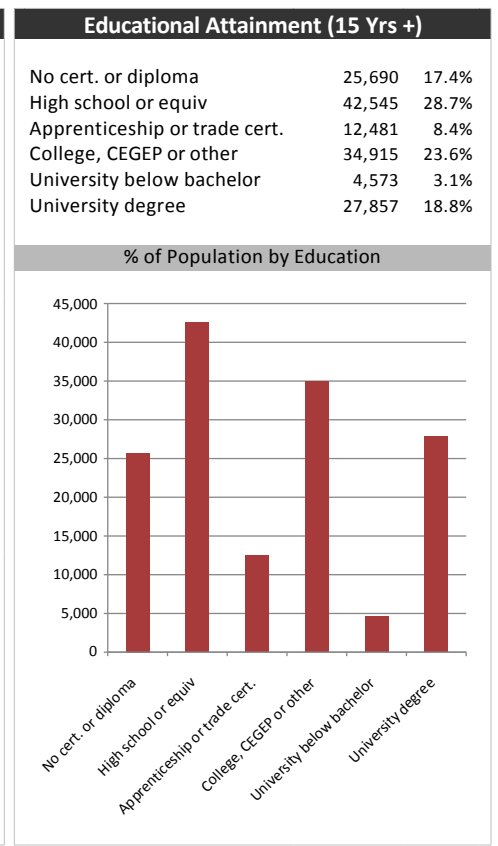
Age of Home Owners		
15 to 24 years	1,922	2.9%
25 to 34 years	10,126	15.4%
35 to 44 years	11,818	18.0%
45 to 54 years	15,821	24.1%
55 to 64 years	12,548	19.1%
65 to 74 years	8,007	12.2%
75 years or over	5,331	8.1%

Population & Household Summary	
Total Population	180,260
Population Growth 2012-2017	6.5%
Population Growth 2017-2022	6.0%
Total Households	65,573
Household Growth 2012-2017	7.2%
Household Growth 2017-2022	7.2%
% of Households with Children	46.7%
% of Households - Married w/ Kids	34.3%
% of Households - Single Parent	12.4%

% of Households by Household Size	
1	20.5%
2	32.5%
3	17.5%
4-5	25.5%
6+	3.5%



Visible Minorities & Language	
Population by Visible Minority	
Chinese	0.7%
South Asian	1.3%
Black	1.6%
Filipino	0.6%
Latin American	0.9%
Southeast Asian	0.4%
Arab	0.2%
West Asian	0.1%
Korean	0.3%
Japanese	0.3%
Visible minority, n.i.e.	0.4%
Multiple visible minorities	0.3%
Population by Mother Tongue	
Single Responses	99.1%
English	87.9%
French	2.3%
Non-Official languages	9.0%
Multiple responses	0.9%



Barrie Advance

Distribution Map

Map

