

Barry's Bay, The Valley Gazette



Summary Report

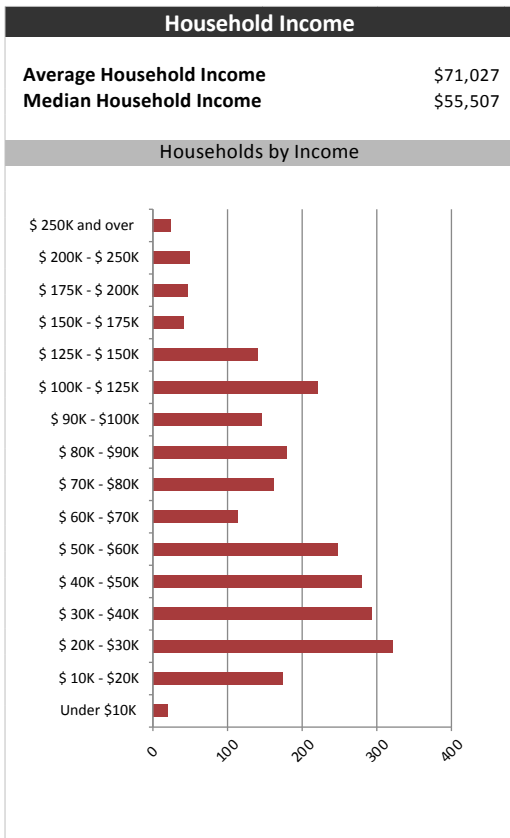
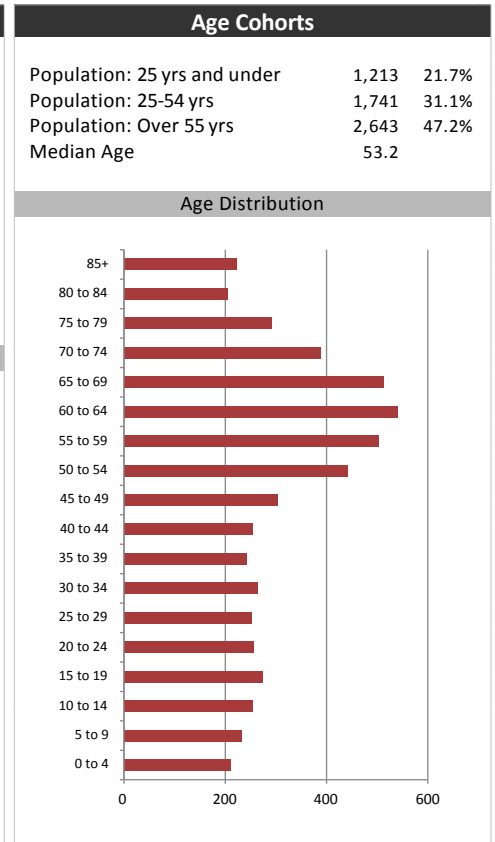
January 9, 2018

Market Information		
Average Household Spending / Yr		
Mortgage payments	\$	3,585
Cell Phone, Pager & Services	\$	677
Internet Access Services	\$	424
Home Renovations	\$	474
Retirement & pension fund payments	\$	1,560
Lotteries	\$	858
Health Insurance	\$	593
Household appliances	\$	597
Furnishings	\$	928
Computer hardware	\$	100
Auto/Truck Purchase	\$	6,180
Auto/Truck Rental or Lease	\$	93
Air Travel	\$	332

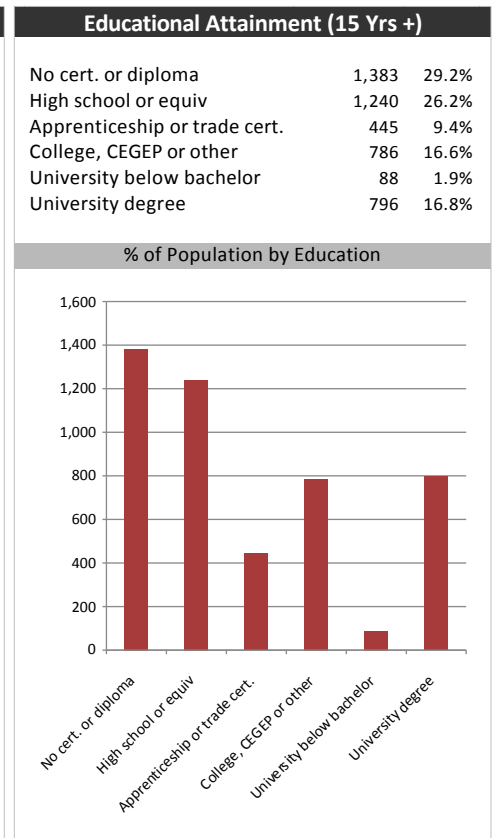
Age of Home Owners		
15 to 24 years	53	2.2%
25 to 34 years	123	5.1%
35 to 44 years	319	13.1%
45 to 54 years	323	13.3%
55 to 64 years	682	28.1%
65 to 74 years	474	19.6%
75 years or over	450	18.6%

Population & Household Summary	
Total Population	5,597
Population Growth 2012-2017	-1.1%
Population Growth 2017-2022	0.5%
Total Households	2,425
Household Growth 2012-2017	1.3%
Household Growth 2017-2022	1.0%
% of Households with Children	31.1%
% of Households - Married w/ Kids	23.4%
% of Households - Single Parent	7.6%

% of Households by Household Size	
1	29.5%
2	40.0%
3	13.5%
4-5	14.5%
6+	2.5%



Visible Minorities & Language	
Population by Visible Minority	
Chinese	0.0%
South Asian	0.2%
Black	0.0%
Filipino	0.0%
Latin American	0.1%
Southeast Asian	0.0%
Arab	0.0%
West Asian	0.0%
Korean	0.2%
Japanese	0.0%
Visible minority, n.i.e.	0.0%
Multiple visible minorities	0.0%
Population by Mother Tongue	
Single Responses	98.7%
English	84.5%
French	1.5%
Non-Official languages	12.7%
Multiple responses	1.3%



Barry's Bay, The Valley Gazette

Map

