

Beeton, New Tecumseth Times



Summary Report

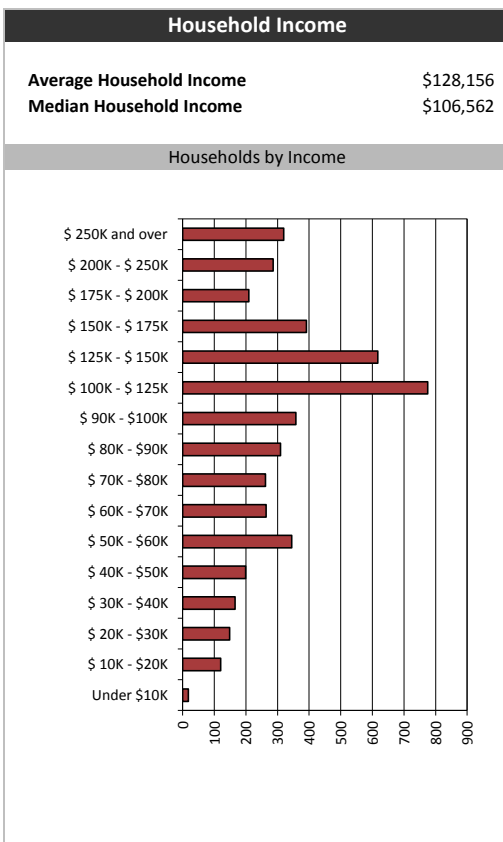
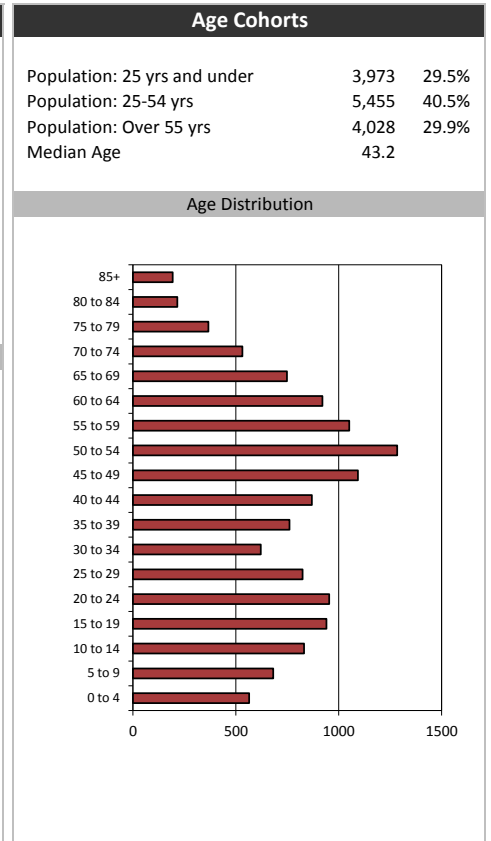
January 16, 2017

| Market Information | | |
|------------------------------------|----|-------|
| Average Household Spending / Yr | | |
| Mortgage payments | \$ | 9,788 |
| Cell Phone, Pager & Services | \$ | 1,241 |
| Internet Access Services | \$ | 573 |
| Home Renovations | \$ | 445 |
| Retirement & pension fund payments | \$ | 2,008 |
| Lotteries | \$ | 967 |
| Health Insurance | \$ | 795 |
| Household appliances | \$ | 961 |
| Furnishings | \$ | 1,753 |
| Computer hardware | \$ | 319 |
| Auto/Truck Purchase | \$ | 6,616 |
| Auto/Truck Rental or Lease | \$ | 1,072 |
| Air Travel | \$ | 770 |

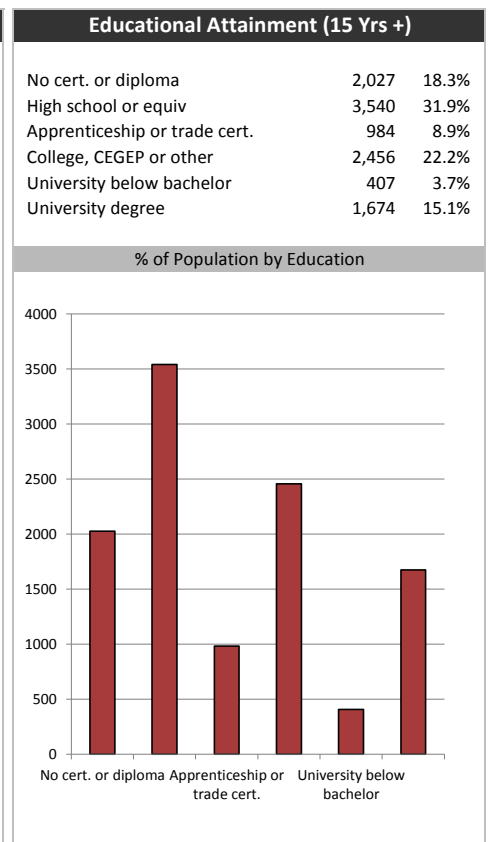
| Age of Home Owners | | |
|--------------------|-------|-------|
| 15 to 24 years | 31 | 0.6% |
| 25 to 34 years | 595 | 12.4% |
| 35 to 44 years | 848 | 17.7% |
| 45 to 54 years | 1,253 | 26.2% |
| 55 to 64 years | 1,071 | 22.4% |
| 65 to 74 years | 693 | 14.5% |
| 75 years or over | 297 | 6.2% |

| Population & Household Summary | |
|-----------------------------------|--------|
| Total Population | 13,456 |
| Population Growth 2011-2016 | 5.3% |
| Population Growth 2016-2021 | 5.5% |
| Total Households | 4,788 |
| Household Growth 2011-2016 | 6.2% |
| Household Growth 2016-2021 | 6.9% |
| % of Households with Children | 48.0% |
| % of Households - Married w/ Kids | 37.0% |
| % of Households - Single Parent | 11.0% |

| % of Households by Household Size | |
|-----------------------------------|------|
| 1 | 0.16 |
| 2 | 0.33 |
| 3 | 0.19 |
| 4-5 | 0.28 |
| 6+ | 0.03 |



| Visible Minorities & Language | |
|---------------------------------------|-------|
| Population by Visible Minority | |
| Chinese | 0.2% |
| South Asian | 0.1% |
| Black | 1.0% |
| Filipino | 0.6% |
| Latin American | 0.5% |
| Southeast Asian | 0.2% |
| Arab | 0.1% |
| West Asian | 0.0% |
| Korean | 0.2% |
| Japanese | 0.0% |
| Visible minority, n.i.e. | 0.4% |
| Multiple visible minorities | 0.7% |
| Population by Mother Tongue | |
| Single Responses | 99.5% |
| English | 90.0% |
| French | 1.3% |
| Non-Official languages | 8.1% |
| Multiple responses | 0.5% |



Beeton, New Tecumseth Times

Distribution Map

Map

