

Belle River Lakeshore News



Summary Report

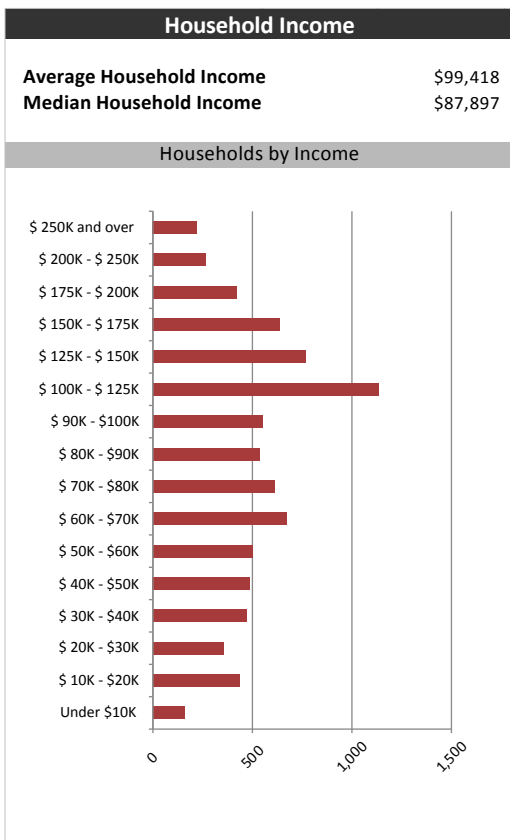
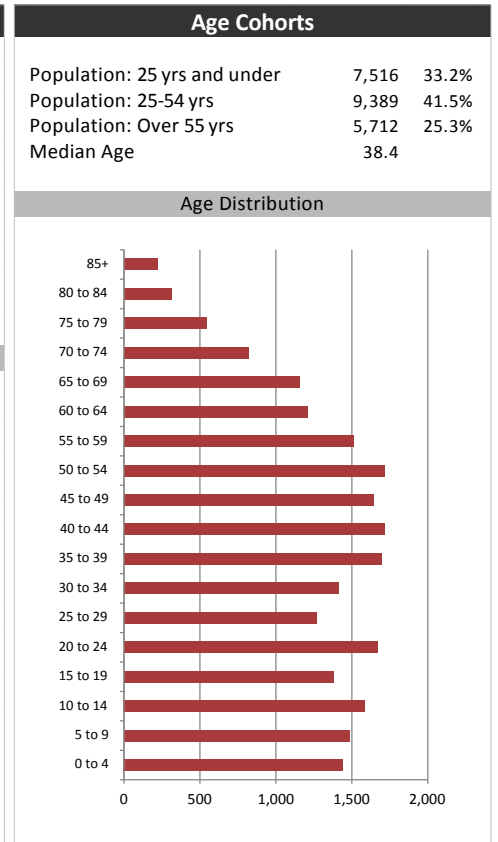
January 9, 2018

Market Information		
Average Household Spending / Yr		
Mortgage payments	\$	7,274
Cell Phone, Pager & Services	\$	1,235
Internet Access Services	\$	506
Home Renovations	\$	762
Retirement & pension fund payments	\$	1,566
Lotteries	\$	1,018
Health Insurance	\$	360
Household appliances	\$	603
Furnishings	\$	892
Computer hardware	\$	213
Auto/Truck Purchase	\$	7,062
Auto/Truck Rental or Lease	\$	89
Air Travel	\$	641

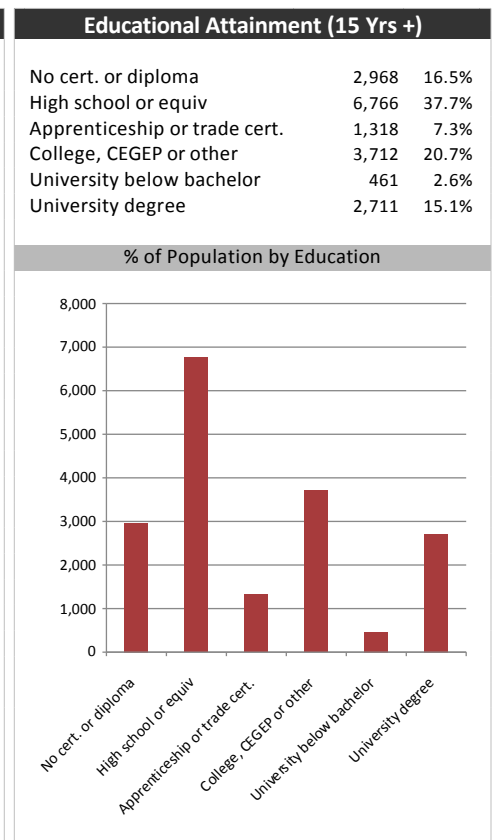
Age of Home Owners		
15 to 24 years	104	1.3%
25 to 34 years	1,125	13.9%
35 to 44 years	1,839	22.7%
45 to 54 years	1,777	21.9%
55 to 64 years	1,668	20.6%
65 to 74 years	1,005	12.4%
75 years or over	591	7.3%

Population & Household Summary	
Total Population	22,616
Population Growth 2012-2017	5.0%
Population Growth 2017-2022	4.6%
Total Households	8,109
Household Growth 2012-2017	4.7%
Household Growth 2017-2022	4.1%
% of Households with Children	53.3%
% of Households - Married w/ Kids	43.1%
% of Households - Single Parent	10.2%

% of Households by Household Size	
1	17.0%
2	34.5%
3	17.0%
4-5	28.5%
6+	3.0%



Visible Minorities & Language	
Population by Visible Minority	
Chinese	0.3%
South Asian	1.8%
Black	1.2%
Filipino	0.1%
Latin American	0.3%
Southeast Asian	0.5%
Arab	0.2%
West Asian	0.1%
Korean	0.2%
Japanese	0.0%
Visible minority, n.i.e.	0.0%
Multiple visible minorities	0.0%
Population by Mother Tongue	
Single Responses	98.7%
English	83.0%
French	9.8%
Non-Official languages	5.9%
Multiple responses	1.3%



Belle River Lakeshore News



Distribution Map

