

Belleville Region, The Community Press



Summary Report

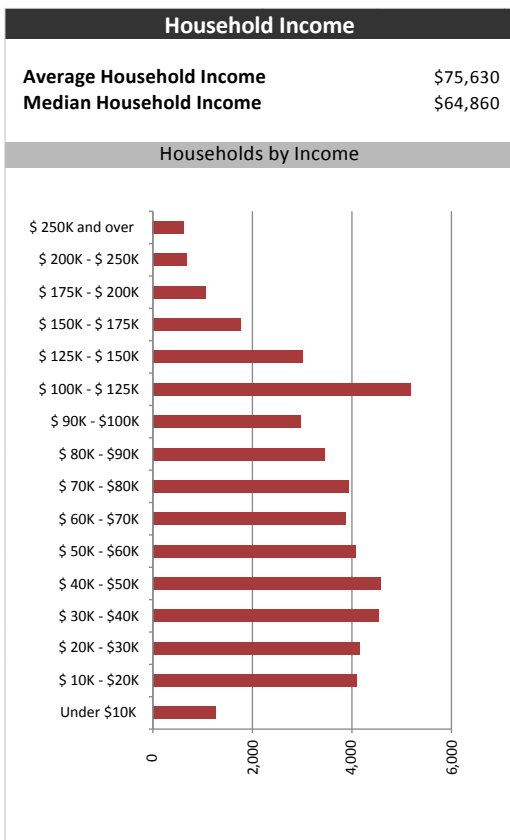
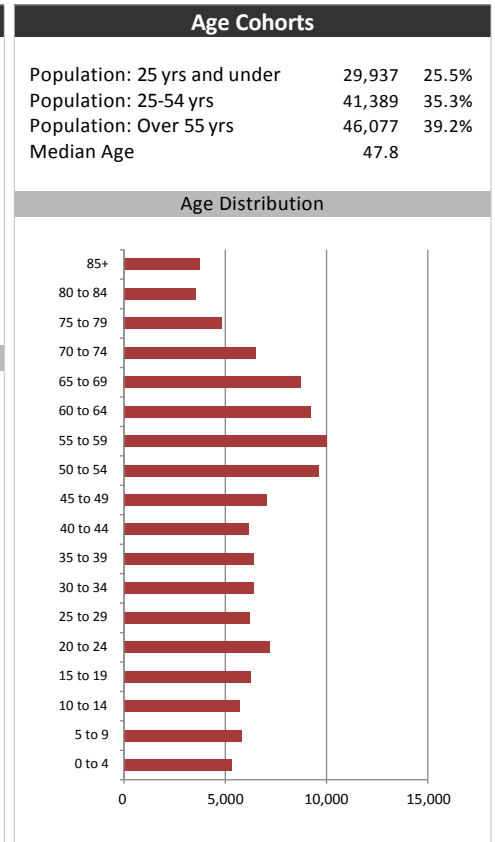
January 16, 2017

Market Information		
Average Household Spending / Yr		
Mortgage payments	\$	4,519
Cell Phone, Pager & Services	\$	681
Internet Access Services	\$	418
Home Renovations	\$	313
Retirement & pension fund payments	\$	1,442
Lotteries	\$	779
Health Insurance	\$	914
Household appliances	\$	647
Furnishings	\$	1,124
Computer hardware	\$	145
Auto/Truck Purchase	\$	3,584
Auto/Truck Rental or Lease	\$	315
Air Travel	\$	167

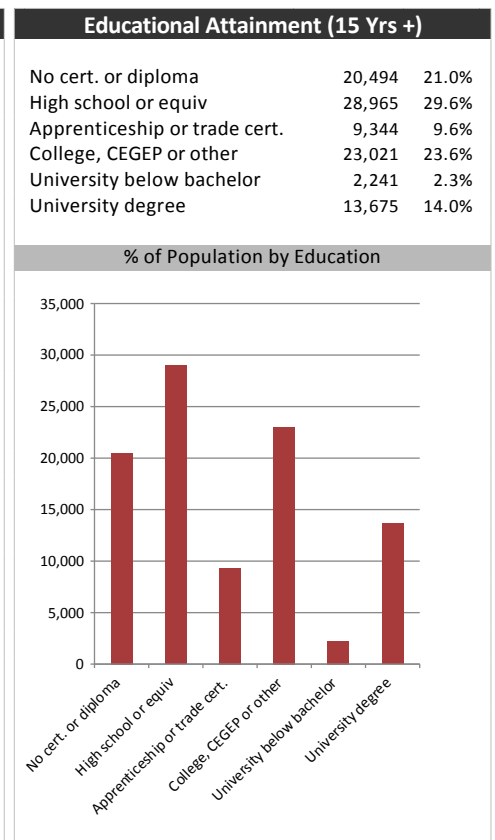
Age of Home Owners		
15 to 24 years	1,431	2.9%
25 to 34 years	6,080	12.5%
35 to 44 years	6,474	13.3%
45 to 54 years	8,610	17.6%
55 to 64 years	10,477	21.5%
65 to 74 years	9,107	18.7%
75 years or over	6,605	13.5%

Population & Household Summary	
Total Population	117,402
Population Growth 2011-2016	1.8%
Population Growth 2016-2021	1.9%
Total Households	48,784
Household Growth 2011-2016	2.8%
Household Growth 2016-2021	2.3%
% of Households with Children	35.7%
% of Households - Married w/ Kids	25.6%
% of Households - Single Parent	10.1%

% of Households by Household Size	
1	26.0%
2	40.0%
3	14.5%
4-5	17.0%
6+	2.5%



Visible Minorities & Language	
Population by Visible Minority	
Chinese	0.4%
South Asian	0.7%
Black	0.7%
Filipino	0.3%
Latin American	0.3%
Southeast Asian	0.2%
Arab	0.2%
West Asian	0.0%
Korean	0.3%
Japanese	0.1%
Visible minority, n.i.e.	0.1%
Multiple visible minorities	0.1%
Population by Mother Tongue	
Single Responses	99.5%
English	93.9%
French	1.3%
Non-Official languages	4.3%
Multiple responses	0.5%



Belleville Region, The Community Press



Distribution Map

Map

