

Blyth/Brussels Citizen



Summary Report

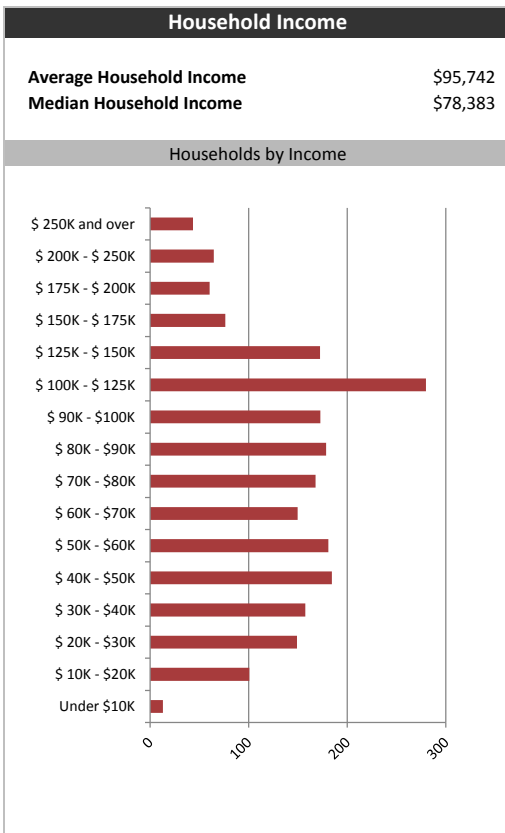
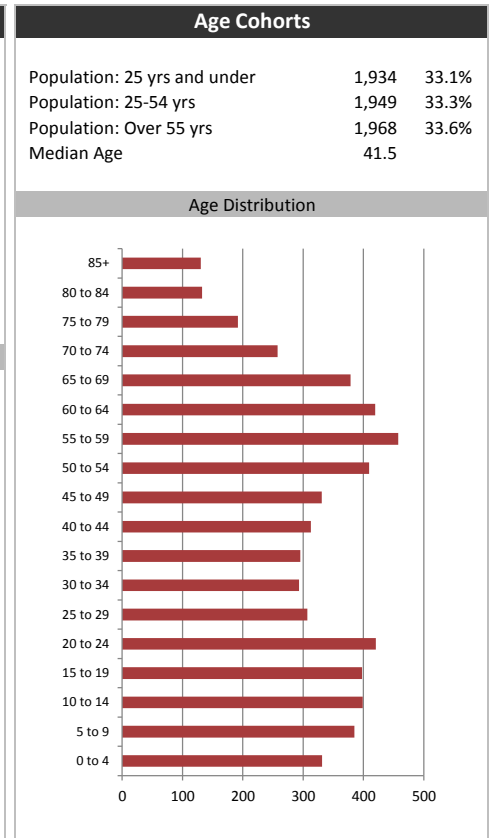
January 9, 2018

Market Information		
Average Household Spending / Yr		
Mortgage payments	\$	5,493
Cell Phone, Pager & Services	\$	1,155
Internet Access Services	\$	479
Home Renovations	\$	751
Retirement & pension fund payments	\$	1,376
Lotteries	\$	538
Health Insurance	\$	609
Household appliances	\$	609
Furnishings	\$	1,435
Computer hardware	\$	175
Auto/Truck Purchase	\$	9,258
Auto/Truck Rental or Lease	\$	86
Air Travel	\$	342

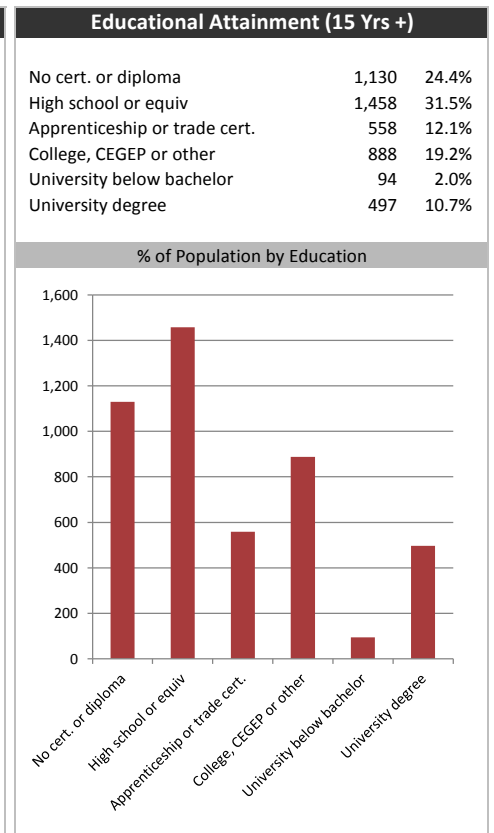
Age of Home Owners		
15 to 24 years	50	2.3%
25 to 34 years	297	13.8%
35 to 44 years	381	17.7%
45 to 54 years	403	18.7%
55 to 64 years	382	17.8%
65 to 74 years	339	15.8%
75 years or over	298	13.9%

Population & Household Summary	
Total Population	5,851
Population Growth 2012-2017	-3.1%
Population Growth 2017-2022	0.0%
Total Households	2,151
Household Growth 2012-2017	-2.0%
Household Growth 2017-2022	0.0%
% of Households with Children	42.2%
% of Households - Married w/ Kids	34.3%
% of Households - Single Parent	7.9%

% of Households by Household Size	
1	23.0%
2	35.5%
3	12.5%
4-5	23.0%
6+	6.0%



Visible Minorities & Language	
Population by Visible Minority	
Chinese	0.0%
South Asian	0.0%
Black	0.0%
Filipino	0.0%
Latin American	0.0%
Southeast Asian	0.0%
Arab	0.0%
West Asian	0.0%
Korean	0.1%
Japanese	0.0%
Visible minority, n.i.e.	0.0%
Multiple visible minorities	0.0%
Population by Mother Tongue	
Single Responses	99.5%
English	90.6%
French	0.4%
Non-Official languages	8.5%
Multiple responses	0.5%



Blyth/Brussels Citizen

Distribution Map

Map

