

# Bradford West Gwillimbury Topic



## Summary Report

January 9, 2018

Market Information		
Average Household Spending / Yr		
Mortgage payments	\$	10,861
Cell Phone, Pager & Services	\$	1,355
Internet Access Services	\$	570
Home Renovations	\$	899
Retirement & pension fund payments	\$	2,088
Lotteries	\$	878
Health Insurance	\$	520
Household appliances	\$	757
Furnishings	\$	1,768
Computer hardware	\$	339
Auto/Truck Purchase	\$	8,668
Auto/Truck Rental or Lease	\$	198
Air Travel	\$	913

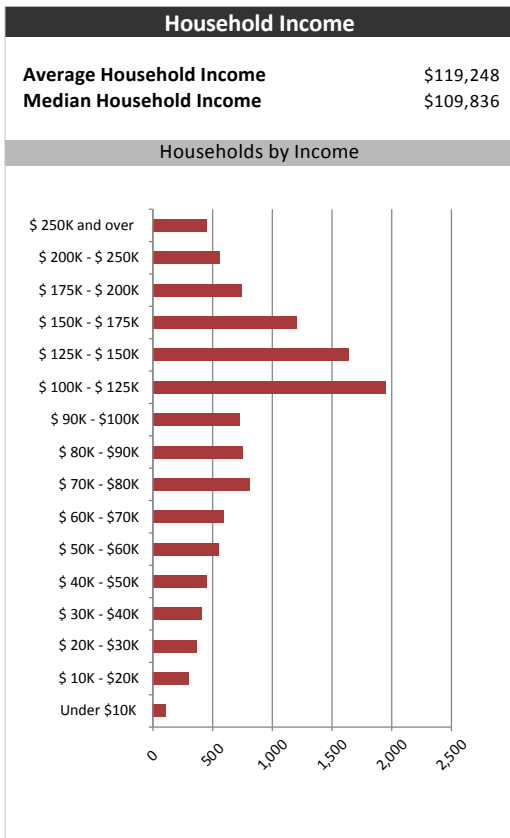
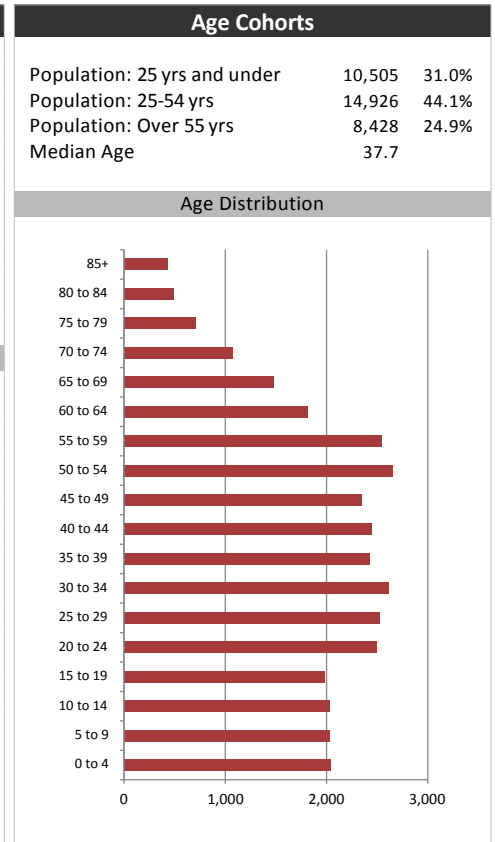
  

Age of Home Owners		
15 to 24 years	204	1.8%
25 to 34 years	1,956	17.1%
35 to 44 years	2,615	22.9%
45 to 54 years	2,545	22.3%
55 to 64 years	2,277	19.9%
65 to 74 years	1,189	10.4%
75 years or over	642	5.6%

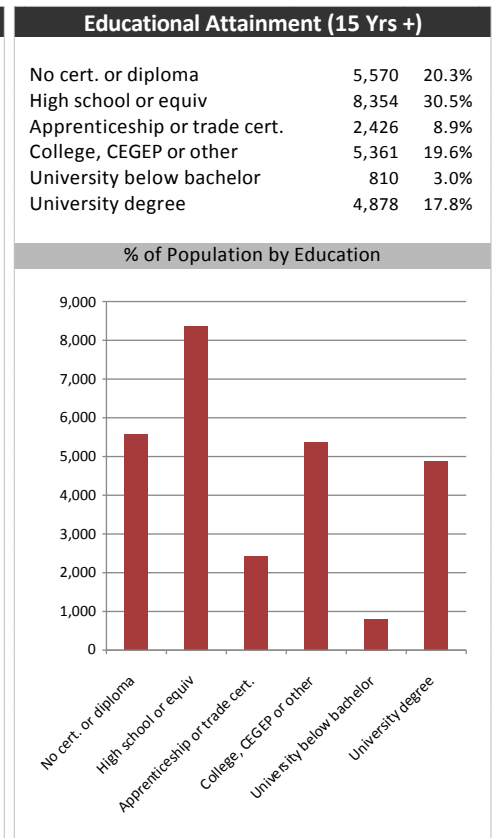
Population & Household Summary	
Total Population	33,859
Population Growth 2012-2017	9.2%
Population Growth 2017-2022	8.0%
Total Households	11,428
Household Growth 2012-2017	9.0%
Household Growth 2017-2022	7.8%
% of Households with Children	54.3%
% of Households - Married w/ Kids	44.1%
% of Households - Single Parent	10.2%

% of Households by Household Size	
1	14.5%
2	31.0%
3	19.5%
4-5	31.5%
6+	3.5%



Visible Minorities & Language	
<b>Population by Visible Minority</b>	
Chinese	1.0%
South Asian	2.9%
Black	1.2%
Filipino	0.9%
Latin American	1.3%
Southeast Asian	1.3%
Arab	0.3%
West Asian	0.2%
Korean	0.1%
Japanese	0.1%
Visible minority, n.i.e.	0.2%
Multiple visible minorities	0.6%
<b>Population by Mother Tongue</b>	
Single Responses	98.4%
English	75.3%
French	1.2%
Non-Official languages	21.9%
Multiple responses	1.6%



# Bradford West Gwillimbury Topic



## Distribution Map

