

Brampton Guardian-FR



Summary Report

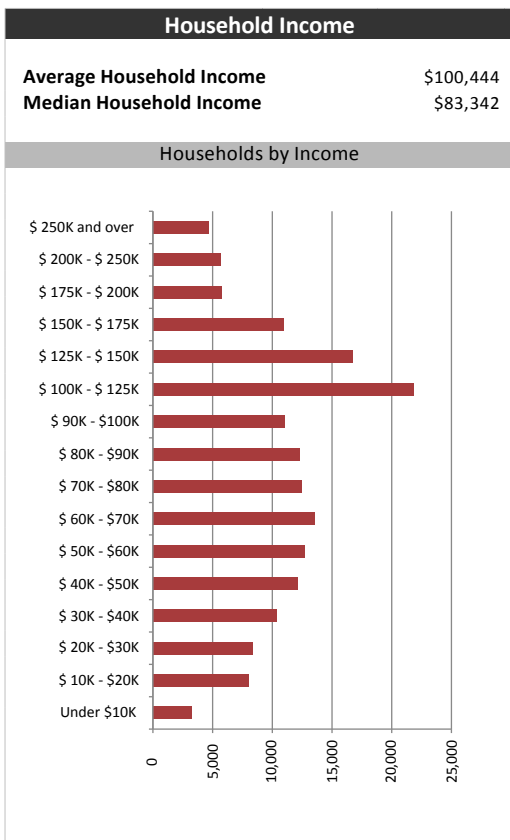
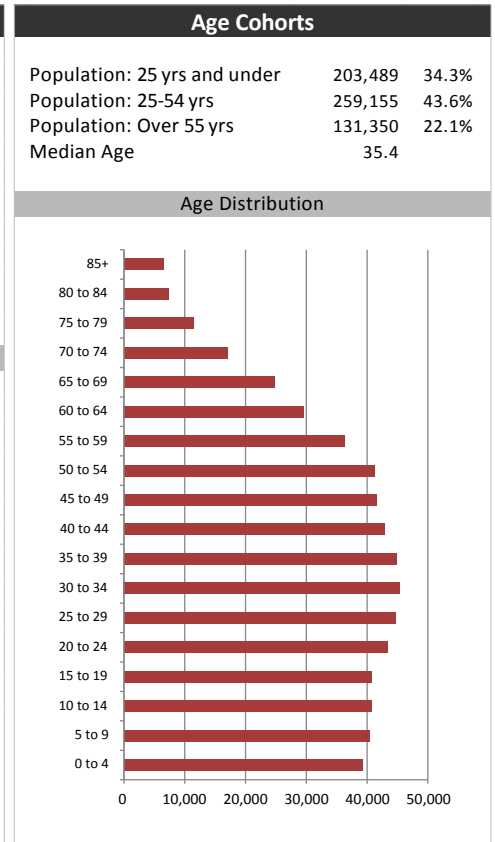
January 16, 2017

Market Information		
Average Household Spending / Yr		
Mortgage payments	\$	10,109
Cell Phone, Pager & Services	\$	1,174
Internet Access Services	\$	450
Home Renovations	\$	444
Retirement & pension fund payments	\$	1,475
Lotteries	\$	1,047
Health Insurance	\$	583
Household appliances	\$	805
Furnishings	\$	2,045
Computer hardware	\$	458
Auto/Truck Purchase	\$	4,154
Auto/Truck Rental or Lease	\$	660
Air Travel	\$	1,132

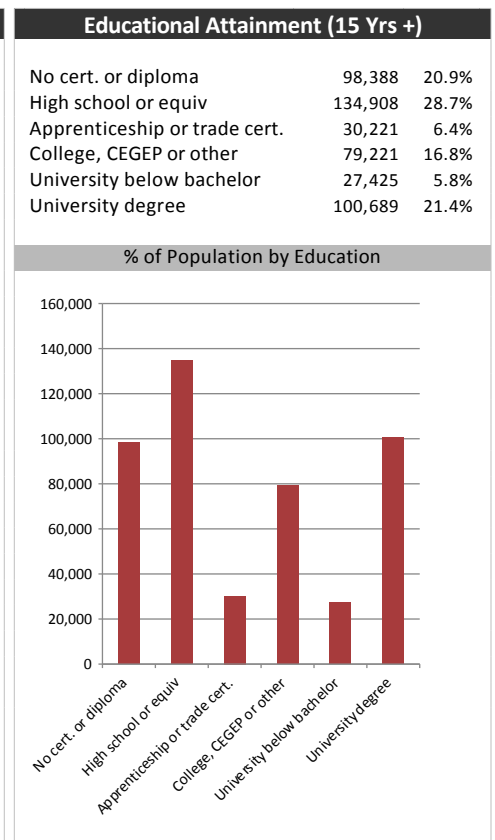
Age of Home Owners		
15 to 24 years	2,326	1.4%
25 to 34 years	24,055	14.3%
35 to 44 years	40,318	24.0%
45 to 54 years	42,784	25.5%
55 to 64 years	30,046	17.9%
65 to 74 years	18,343	10.9%
75 years or over	9,853	5.9%

Population & Household Summary	
Total Population	593,995
Population Growth 2011-2016	9.2%
Population Growth 2016-2021	7.2%
Total Households	167,725
Household Growth 2011-2016	7.6%
Household Growth 2016-2021	6.9%
% of Households with Children	59.1%
% of Households - Married w/ Kids	47.1%
% of Households - Single Parent	12.0%

% of Households by Household Size	
1	~12%
2	~21%
3	~19%
4-5	~37%
6+	~12%



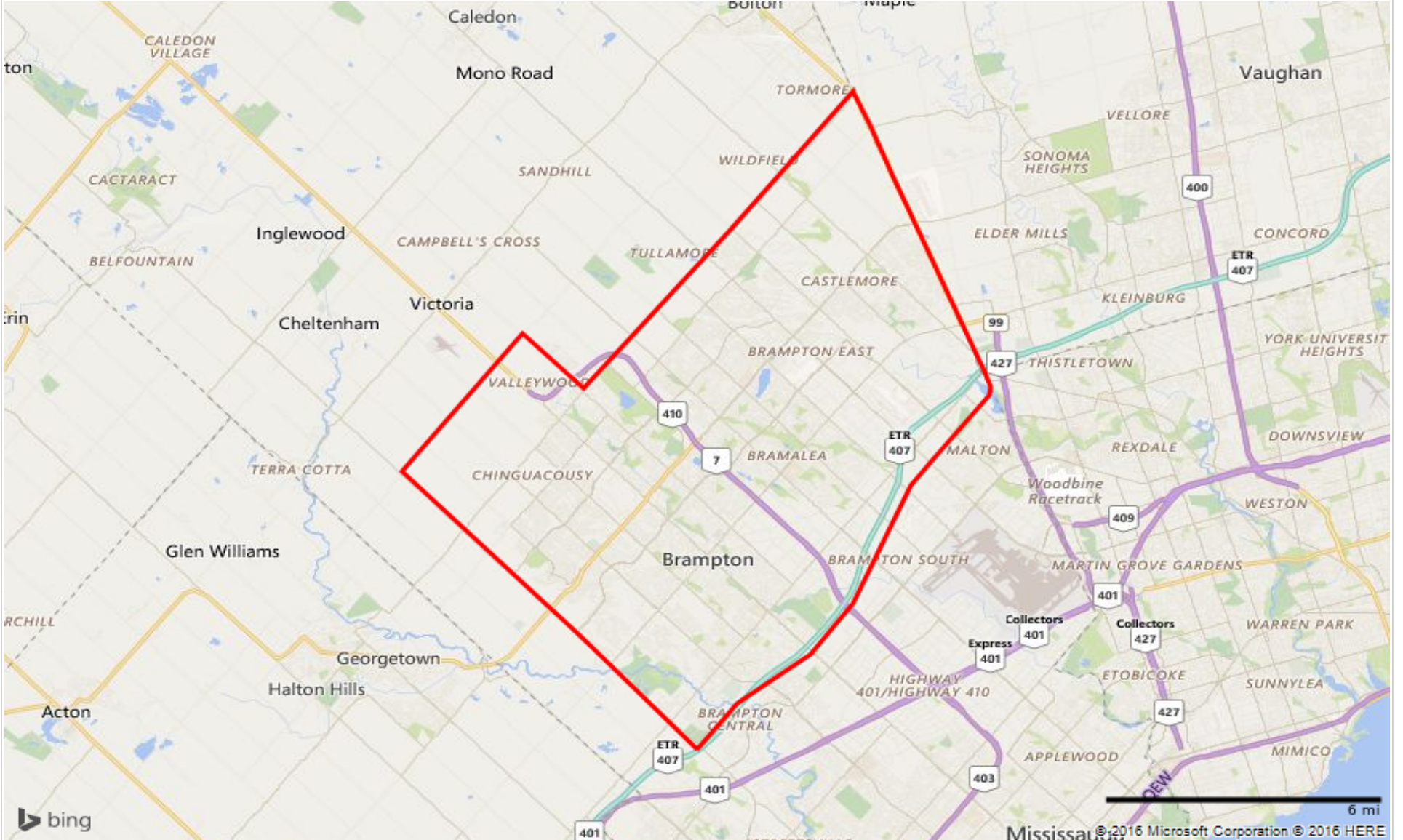
Visible Minorities & Language	
Population by Visible Minority	
Chinese	1.6%
South Asian	38.9%
Black	13.6%
Filipino	3.2%
Latin American	2.4%
Southeast Asian	1.6%
Arab	0.9%
West Asian	0.6%
Korean	0.1%
Japanese	0.1%
Visible minority, n.i.e.	2.6%
Multiple visible minorities	1.4%
Population by Mother Tongue	
Single Responses	95.3%
English	50.1%
French	0.8%
Non-Official languages	44.4%
Multiple responses	4.7%



Brampton Guardian-FR

Distribution Map

Map



Brampton Guardian-TH



Summary Report

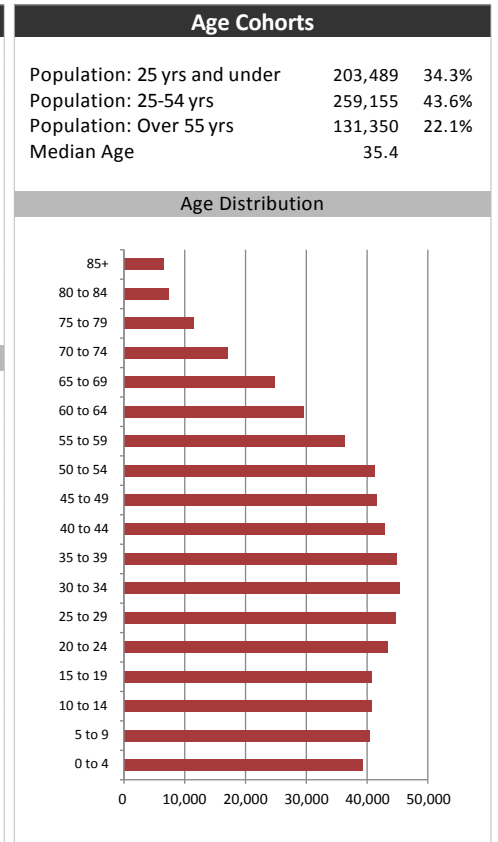
January 16, 2017

Market Information		
Average Household Spending / Yr		
Mortgage payments	\$	10,109
Cell Phone, Pager & Services	\$	1,174
Internet Access Services	\$	450
Home Renovations	\$	444
Retirement & pension fund payments	\$	1,475
Lotteries	\$	1,047
Health Insurance	\$	583
Household appliances	\$	805
Furnishings	\$	2,045
Computer hardware	\$	458
Auto/Truck Purchase	\$	4,154
Auto/Truck Rental or Lease	\$	660
Air Travel	\$	1,132

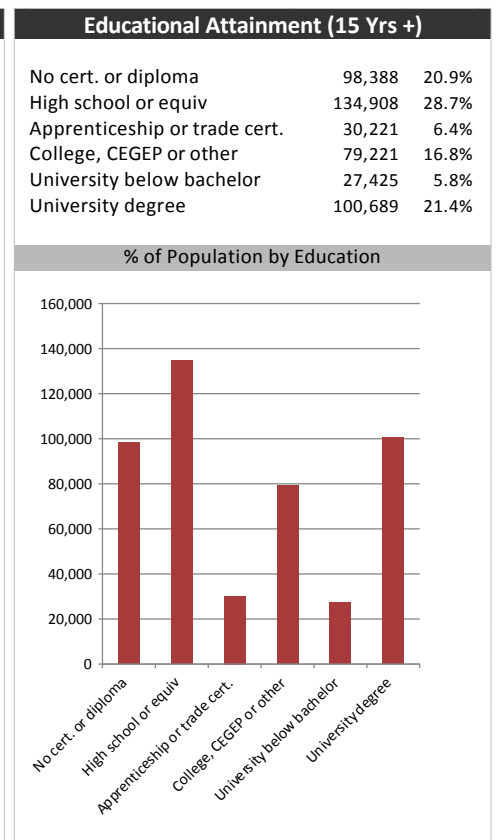
Age of Home Owners		
15 to 24 years	2,326	1.4%
25 to 34 years	24,055	14.3%
35 to 44 years	40,318	24.0%
45 to 54 years	42,784	25.5%
55 to 64 years	30,046	17.9%
65 to 74 years	18,343	10.9%
75 years or over	9,853	5.9%

Population & Household Summary	
Total Population	593,995
Population Growth 2011-2016	9.2%
Population Growth 2016-2021	7.2%
Total Households	167,725
Household Growth 2011-2016	7.6%
Household Growth 2016-2021	6.9%
% of Households with Children	59.1%
% of Households - Married w/ Kids	47.1%
% of Households - Single Parent	12.0%

% of Households by Household Size	
1	~12%
2	~21%
3	~19%
4-5	~37%
6+	~12%



Visible Minorities & Language	
Population by Visible Minority	
Chinese	1.6%
South Asian	38.9%
Black	13.6%
Filipino	3.2%
Latin American	2.4%
Southeast Asian	1.6%
Arab	0.9%
West Asian	0.6%
Korean	0.1%
Japanese	0.1%
Visible minority, n.i.e.	2.6%
Multiple visible minorities	1.4%
Population by Mother Tongue	
Single Responses	95.3%
English	50.1%
French	0.8%
Non-Official languages	44.4%
Multiple responses	4.7%



Brampton Guardian-TH

Map

