

Brock Citizen



Summary Report

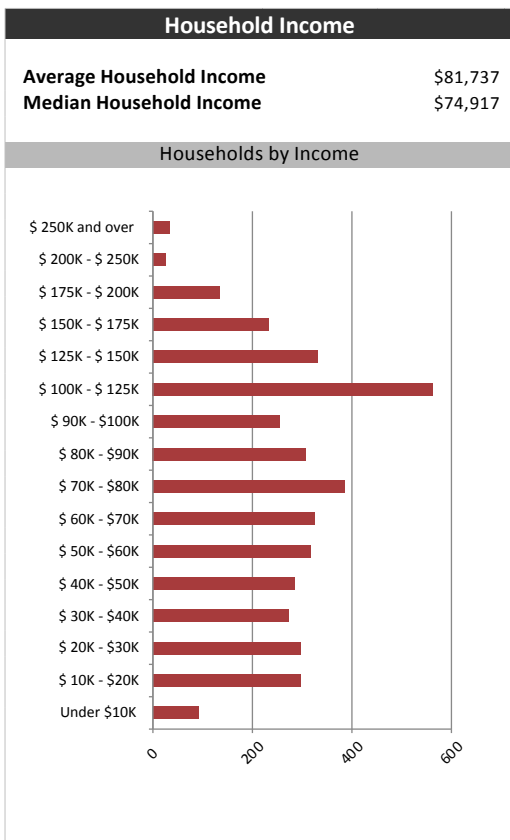
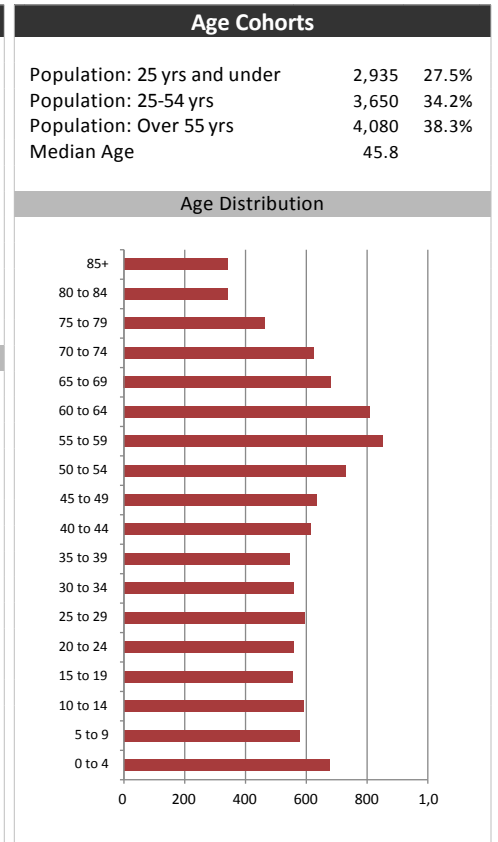
January 9, 2018

Market Information		
Average Household Spending / Yr		
Mortgage payments	\$	5,785
Cell Phone, Pager & Services	\$	1,151
Internet Access Services	\$	478
Home Renovations	\$	1,053
Retirement & pension fund payments	\$	1,512
Lotteries	\$	869
Health Insurance	\$	457
Household appliances	\$	527
Furnishings	\$	1,061
Computer hardware	\$	229
Auto/Truck Purchase	\$	5,942
Auto/Truck Rental or Lease	\$	102
Air Travel	\$	635

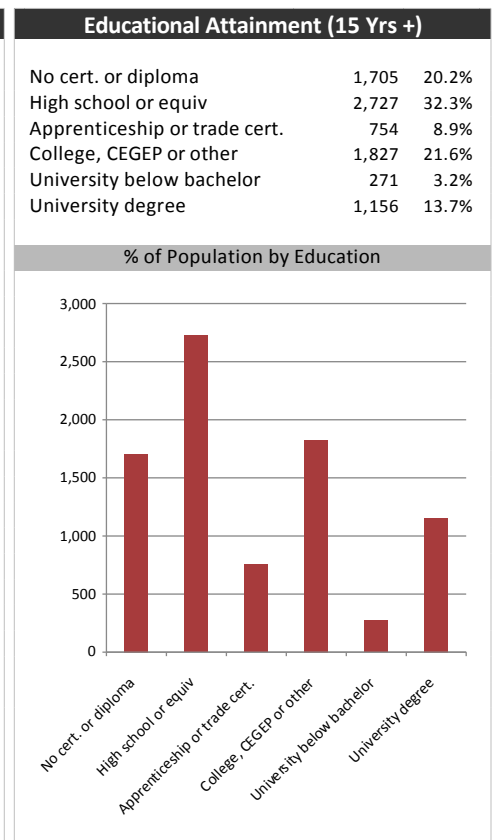
Age of Home Owners		
15 to 24 years	90	2.2%
25 to 34 years	453	11.0%
35 to 44 years	570	13.9%
45 to 54 years	677	16.5%
55 to 64 years	913	22.2%
65 to 74 years	749	18.2%
75 years or over	652	15.9%

Population & Household Summary	
Total Population	10,665
Population Growth 2012-2017	-2.6%
Population Growth 2017-2022	0.6%
Total Households	4,104
Household Growth 2012-2017	-2.4%
Household Growth 2017-2022	-0.6%
% of Households with Children	41.0%
% of Households - Married w/ Kids	31.4%
% of Households - Single Parent	9.6%

% of Households by Household Size	
1	23.0%
2	38.0%
3	15.0%
4-5	21.0%
6+	3.0%



Visible Minorities & Language	
Population by Visible Minority	
Chinese	0.1%
South Asian	0.2%
Black	0.4%
Filipino	0.2%
Latin American	0.2%
Southeast Asian	0.1%
Arab	0.0%
West Asian	0.0%
Korean	0.0%
Japanese	0.1%
Visible minority, n.i.e.	0.1%
Multiple visible minorities	0.3%
Population by Mother Tongue	
Single Responses	99.5%
English	93.8%
French	0.6%
Non-Official languages	5.1%
Multiple responses	0.5%



Brock Citizen

Map

