

Bruce Peninsula Press



Summary Report

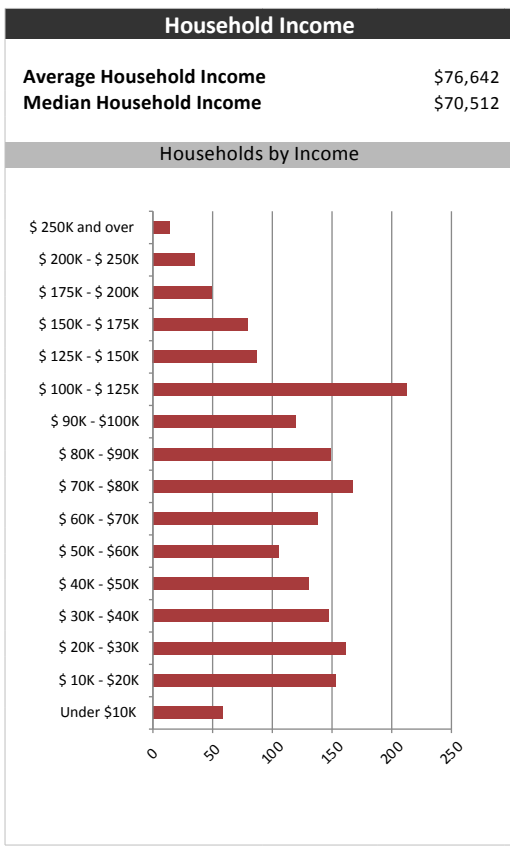
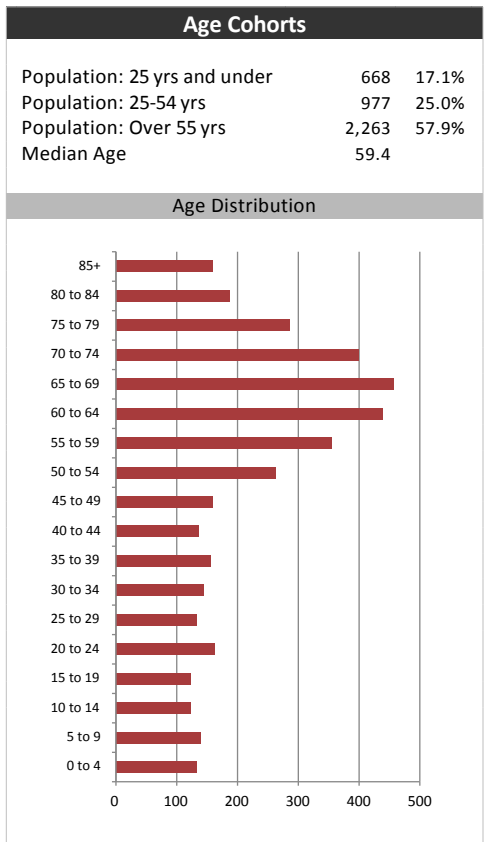
January 9, 2018

Market Information		
Average Household Spending / Yr		
Mortgage payments	\$	3,612
Cell Phone, Pager & Services	\$	643
Internet Access Services	\$	365
Home Renovations	\$	908
Retirement & pension fund payments	\$	1,354
Lotteries	\$	521
Health Insurance	\$	622
Household appliances	\$	471
Furnishings	\$	766
Computer hardware	\$	133
Auto/Truck Purchase	\$	7,694
Auto/Truck Rental or Lease	\$	95
Air Travel	\$	428

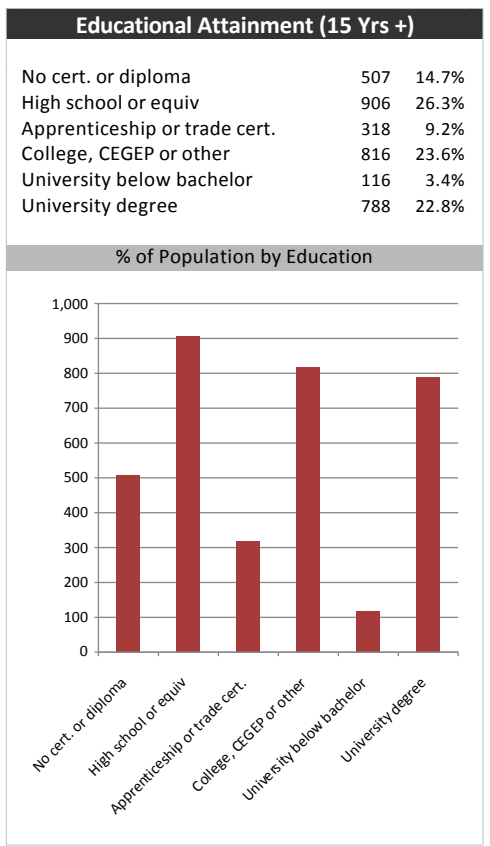
Age of Home Owners		
15 to 24 years	19	1.1%
25 to 34 years	125	7.0%
35 to 44 years	147	8.2%
45 to 54 years	235	13.2%
55 to 64 years	404	22.6%
65 to 74 years	482	27.0%
75 years or over	375	21.0%

Population & Household Summary	
Total Population	3,908
Population Growth 2012-2017	1.8%
Population Growth 2017-2022	2.5%
Total Households	1,787
Household Growth 2012-2017	-1.2%
Household Growth 2017-2022	0.8%
% of Households with Children	23.0%
% of Households - Married w/ Kids	17.6%
% of Households - Single Parent	5.4%

% of Households by Household Size	
1	29.0%
2	50.0%
3	10.0%
4-5	10.0%
6+	1.0%



Visible Minorities & Language	
Population by Visible Minority	
Chinese	0.0%
South Asian	0.0%
Black	0.1%
Filipino	0.0%
Latin American	0.0%
Southeast Asian	0.2%
Arab	0.0%
West Asian	0.0%
Korean	0.0%
Japanese	0.0%
Visible minority, n.i.e.	0.1%
Multiple visible minorities	0.1%
Population by Mother Tongue	
Single Responses	99.6%
English	92.0%
French	1.7%
Non-Official languages	5.9%
Multiple responses	0.4%



Bruce Peninsula Press

Map

