

# Burks Falls Almaguin News



## Summary Report

January 9, 2018

Market Information		
Average Household Spending / Yr		
Mortgage payments	\$	2,736
Cell Phone, Pager & Services	\$	719
Internet Access Services	\$	417
Home Renovations	\$	1,728
Retirement & pension fund payments	\$	1,098
Lotteries	\$	1,120
Health Insurance	\$	343
Household appliances	\$	660
Furnishings	\$	720
Computer hardware	\$	131
Auto/Truck Purchase	\$	5,229
Auto/Truck Rental or Lease	\$	51
Air Travel	\$	364

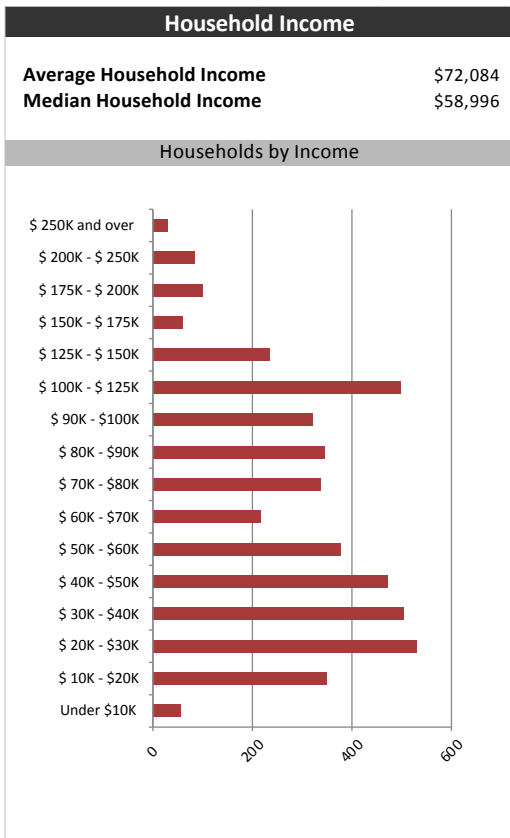
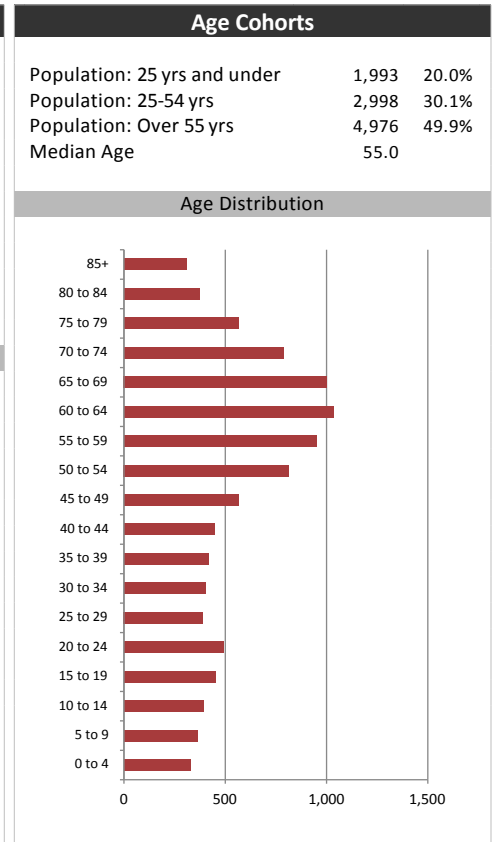
  

Age of Home Owners		
15 to 24 years	60	1.4%
25 to 34 years	344	7.7%
35 to 44 years	369	8.3%
45 to 54 years	680	15.2%
55 to 64 years	1,311	29.4%
65 to 74 years	948	21.2%
75 years or over	754	16.9%

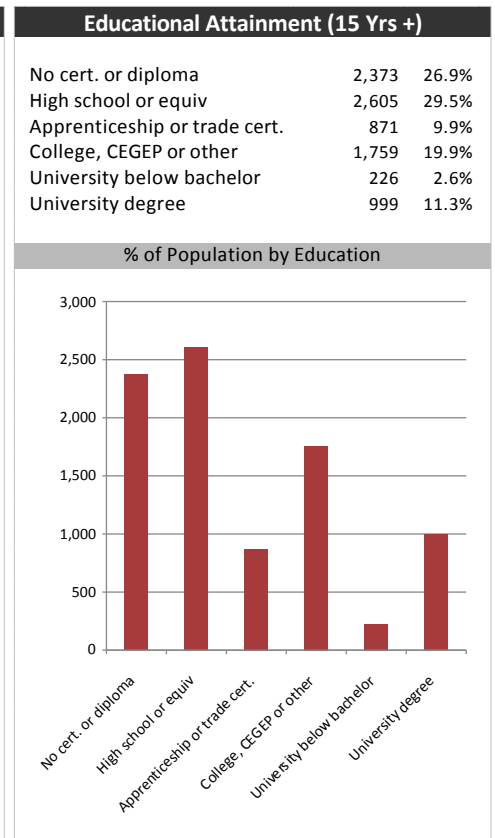
Population & Household Summary	
Total Population	9,967
Population Growth 2012-2017	-1.1%
Population Growth 2017-2022	1.8%
Total Households	4,466
Household Growth 2012-2017	-0.8%
Household Growth 2017-2022	1.4%
% of Households with Children	27.3%
% of Households - Married w/ Kids	18.8%
% of Households - Single Parent	8.5%

% of Households by Household Size	
1	28.0%
2	44.0%
3	13.0%
4-5	13.0%
6+	2.0%



Visible Minorities & Language	
<b>Population by Visible Minority</b>	
Chinese	0.0%
South Asian	0.0%
Black	0.2%
Filipino	0.1%
Latin American	0.1%
Southeast Asian	0.0%
Arab	0.0%
West Asian	0.0%
Korean	0.0%
Japanese	0.0%
Visible minority, n.i.e.	0.0%
Multiple visible minorities	0.0%
<b>Population by Mother Tongue</b>	
Single Responses	99.5%
English	93.2%
French	1.7%
Non-Official languages	4.6%
Multiple responses	0.5%



# Burks Falls Almaguin News



*Distribution Map*

Map

