

Market Information		
Average Household Spending / Yr		
Mortgage payments	\$	10,720
Cell Phone, Pager & Services	\$	1,477
Internet Access Services	\$	594
Home Renovations	\$	848
Retirement & pension fund payments	\$	2,273
Lotteries	\$	975
Health Insurance	\$	946
Household appliances	\$	829
Furnishings	\$	2,182
Computer hardware	\$	349
Auto/Truck Purchase	\$	7,006
Auto/Truck Rental or Lease	\$	1,164
Air Travel	\$	1,142

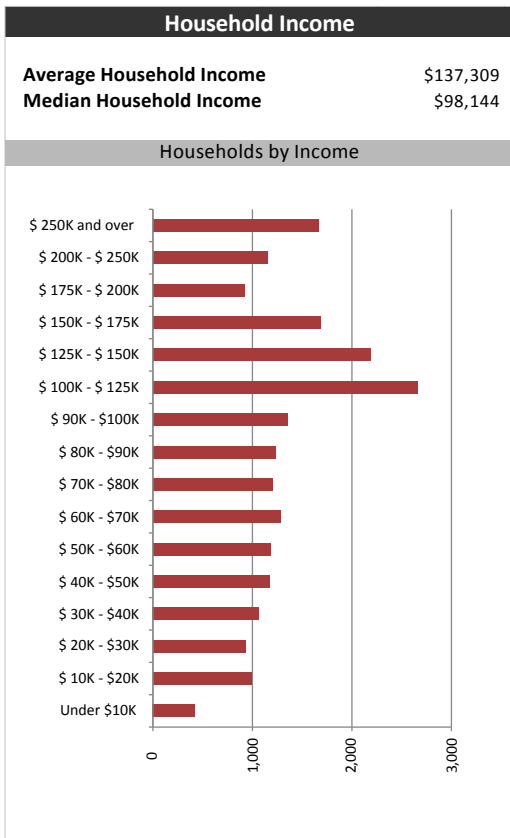
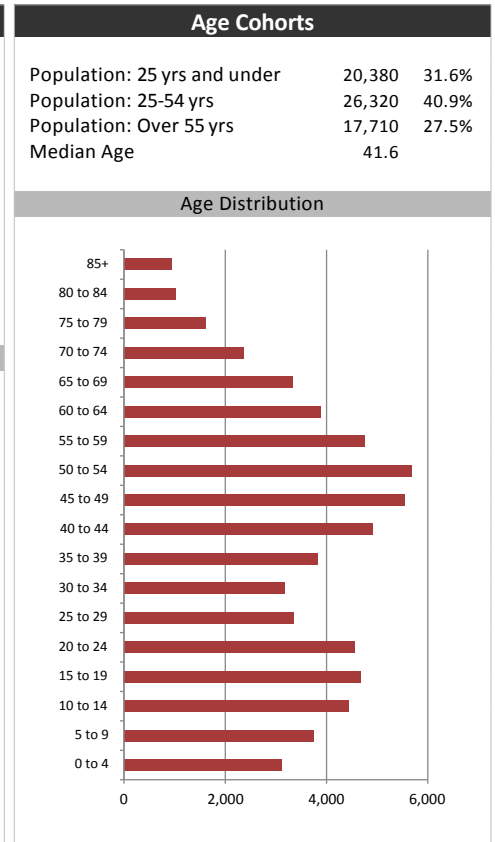
  

Age of Home Owners		
15 to 24 years	74	0.4%
25 to 34 years	1,841	8.8%
35 to 44 years	4,285	20.5%
45 to 54 years	5,568	26.7%
55 to 64 years	4,611	22.1%
65 to 74 years	2,938	14.1%
75 years or over	1,564	7.5%

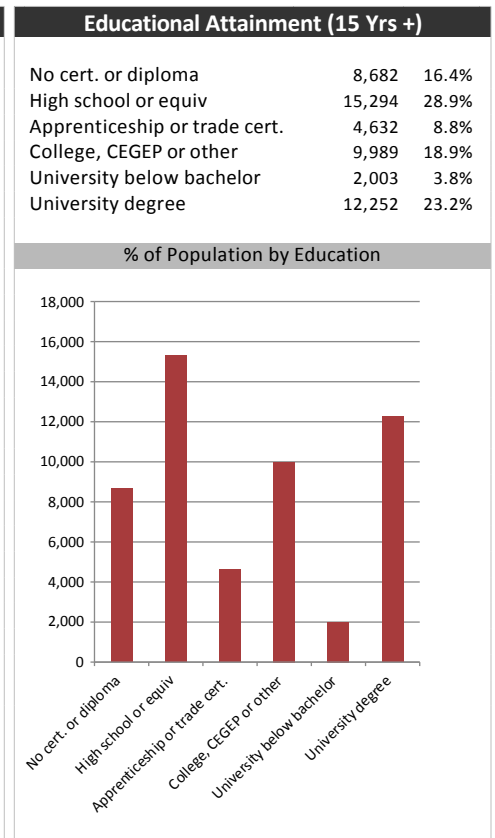
Population & Household Summary	
Total Population	64,410
Population Growth 2011-2016	9.3%
Population Growth 2016-2021	8.6%
Total Households	20,880
Household Growth 2011-2016	9.3%
Household Growth 2016-2021	9.0%
% of Households with Children	55.3%
% of Households - Married w/ Kids	46.7%
% of Households - Single Parent	8.6%

% of Households by Household Size	
1	12.0%
2	29.0%
3	19.0%
4-5	35.0%
6+	4.0%



Visible Minorities & Language	
<b>Population by Visible Minority</b>	
Chinese	0.8%
South Asian	2.8%
Black	1.6%
Filipino	0.6%
Latin American	1.2%
Southeast Asian	0.4%
Arab	0.3%
West Asian	0.2%
Korean	0.2%
Japanese	0.1%
Visible minority, n.i.e.	0.5%
Multiple visible minorities	0.2%
<b>Population by Mother Tongue</b>	
Single Responses	97.9%
English	75.8%
French	1.0%
Non-Official languages	21.1%
Multiple responses	2.1%



# Caledon Citizen



## Distribution Map

