

Caledonia, The Sagem



Summary Report

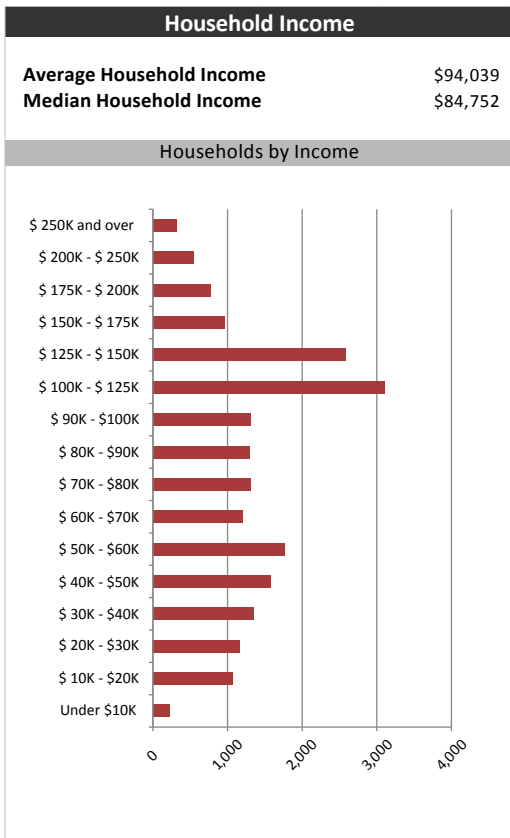
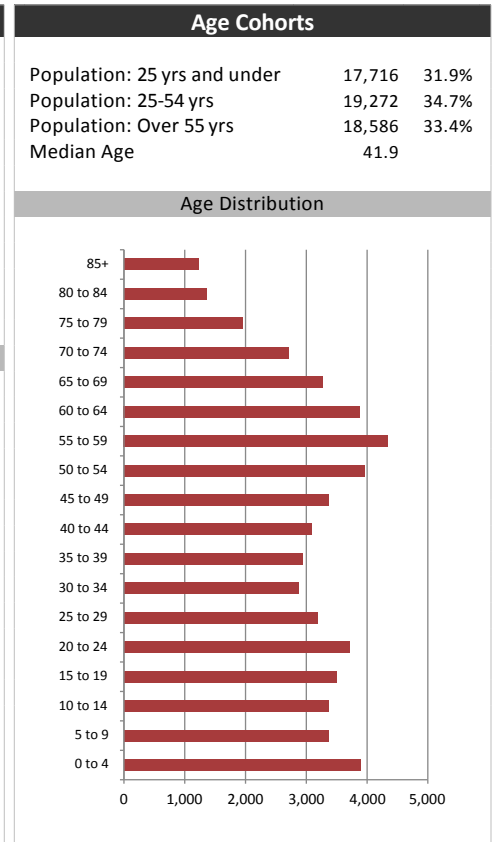
January 9, 2018

Market Information		
Average Household Spending / Yr		
Mortgage payments	\$	5,416
Cell Phone, Pager & Services	\$	1,092
Internet Access Services	\$	467
Home Renovations	\$	646
Retirement & pension fund payments	\$	1,322
Lotteries	\$	1,066
Health Insurance	\$	392
Household appliances	\$	659
Furnishings	\$	1,101
Computer hardware	\$	126
Auto/Truck Purchase	\$	6,641
Auto/Truck Rental or Lease	\$	83
Air Travel	\$	598

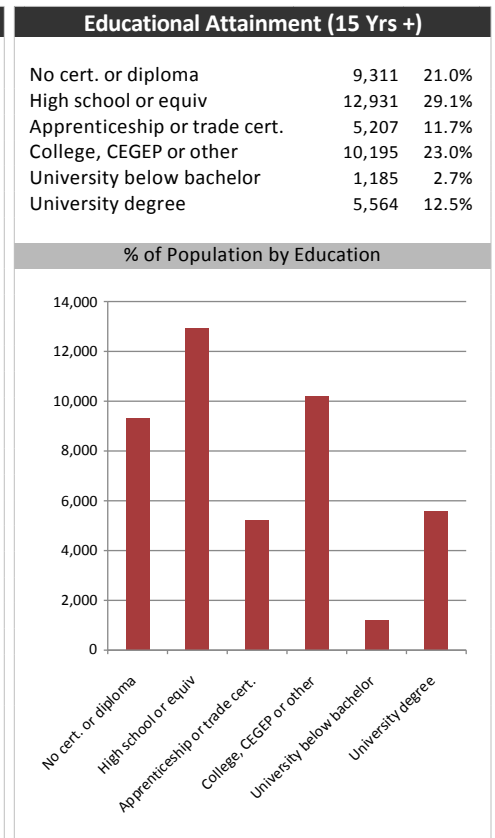
Age of Home Owners		
15 to 24 years	393	1.9%
25 to 34 years	2,622	12.9%
35 to 44 years	3,000	14.8%
45 to 54 years	3,734	18.4%
55 to 64 years	4,545	22.4%
65 to 74 years	3,297	16.3%
75 years or over	2,664	13.2%

Population & Household Summary	
Total Population	55,574
Population Growth 2012-2017	0.4%
Population Growth 2017-2022	1.6%
Total Households	20,257
Household Growth 2012-2017	-2.0%
Household Growth 2017-2022	-0.5%
% of Households with Children	45.6%
% of Households - Married w/ Kids	33.2%
% of Households - Single Parent	12.3%

% of Households by Household Size	
1	21.8%
2	35.6%
3	15.6%
4-5	22.8%
6+	4.2%



Visible Minorities & Language	
Population by Visible Minority	
Chinese	0.2%
South Asian	0.2%
Black	0.4%
Filipino	0.2%
Latin American	0.2%
Southeast Asian	0.1%
Arab	0.0%
West Asian	0.0%
Korean	0.1%
Japanese	0.0%
Visible minority, n.i.e.	0.1%
Multiple visible minorities	0.2%
Population by Mother Tongue	
Single Responses	99.6%
English	93.3%
French	0.9%
Non-Official languages	5.4%
Multiple responses	0.4%



Caledonia, The Sachem

Map

