

Carleton Place/Almonte Canadian Gazette



Summary Report

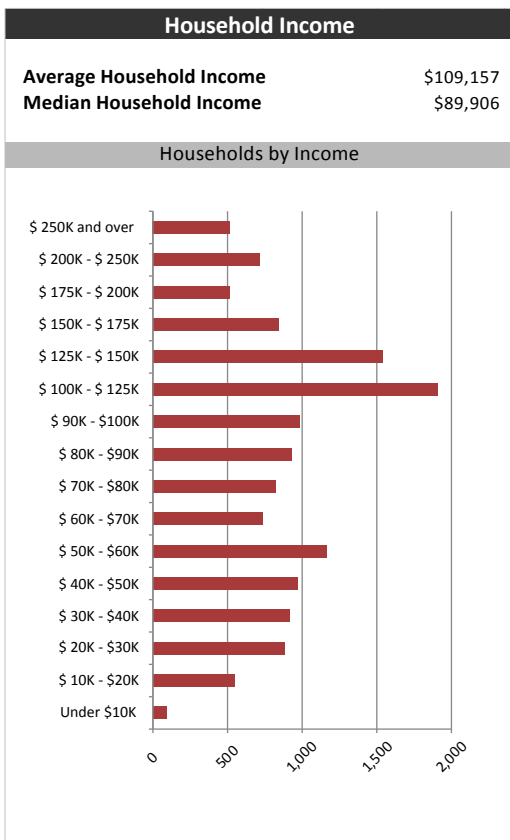
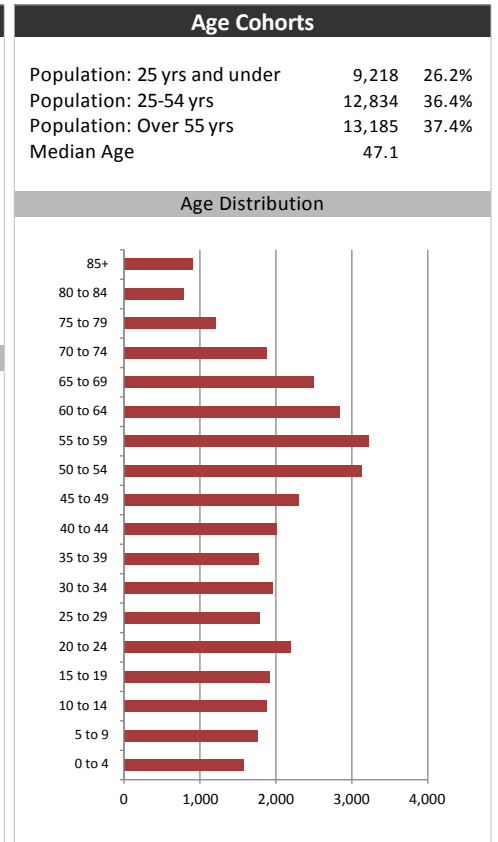
January 9, 2018

Market Information		
Average Household Spending / Yr		
Mortgage payments	\$	7,679
Cell Phone, Pager & Services	\$	1,172
Internet Access Services	\$	559
Home Renovations	\$	1,535
Retirement & pension fund payments	\$	2,210
Lotteries	\$	973
Health Insurance	\$	980
Household appliances	\$	780
Furnishings	\$	1,615
Computer hardware	\$	177
Auto/Truck Purchase	\$	9,053
Auto/Truck Rental or Lease	\$	88
Air Travel	\$	888

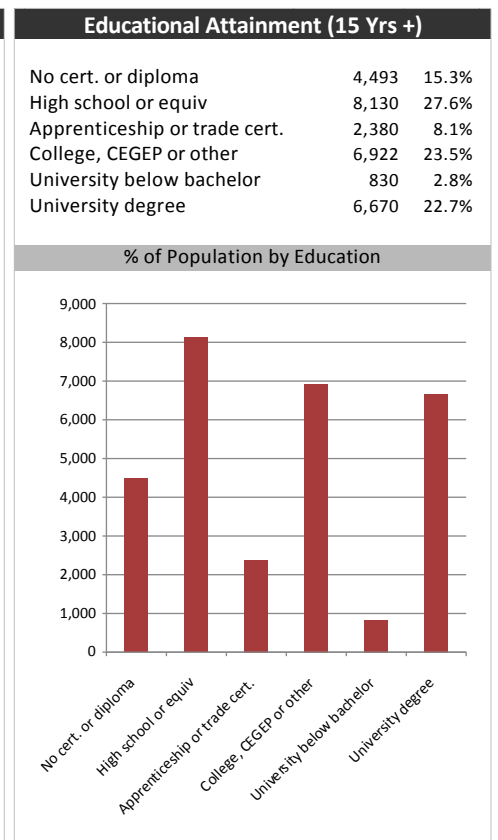
Age of Home Owners		
15 to 24 years	280	2.0%
25 to 34 years	1,512	10.9%
35 to 44 years	1,886	13.5%
45 to 54 years	2,870	20.6%
55 to 64 years	3,492	25.1%
65 to 74 years	2,493	17.9%
75 years or over	1,389	10.0%

Population & Household Summary	
Total Population	35,236
Population Growth 2012-2017	3.7%
Population Growth 2017-2022	3.6%
Total Households	13,922
Household Growth 2012-2017	4.3%
Household Growth 2017-2022	3.9%
% of Households with Children	40.6%
% of Households - Married w/ Kids	31.2%
% of Households - Single Parent	9.4%

% of Households by Household Size	
1	21.5%
2	40.0%
3	15.5%
4-5	22.0%
6+	1.0%



Visible Minorities & Language	
Population by Visible Minority	
Chinese	0.2%
South Asian	0.4%
Black	0.4%
Filipino	0.1%
Latin American	0.1%
Southeast Asian	0.1%
Arab	0.2%
West Asian	0.0%
Korean	0.0%
Japanese	0.0%
Visible minority, n.i.e.	0.0%
Multiple visible minorities	0.0%
Population by Mother Tongue	
Single Responses	99.1%
English	91.5%
French	4.5%
Non-Official languages	3.1%
Multiple responses	0.9%



Carleton Place/Almonte Canadian Gazette

Map

