

Clarington This Week



Summary Report

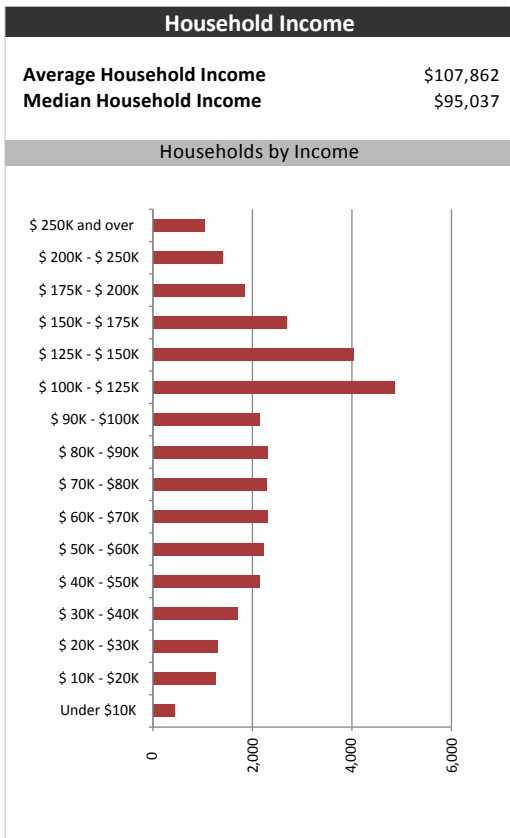
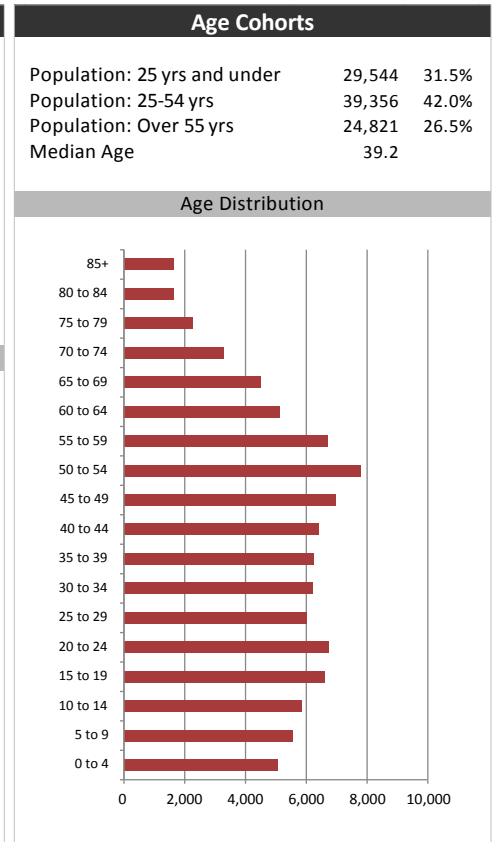
January 16, 2017

Market Information		
Average Household Spending / Yr		
Mortgage payments	\$	9,860
Cell Phone, Pager & Services	\$	1,332
Internet Access Services	\$	553
Home Renovations	\$	583
Retirement & pension fund payments	\$	2,797
Lotteries	\$	933
Health Insurance	\$	786
Household appliances	\$	716
Furnishings	\$	1,582
Computer hardware	\$	315
Auto/Truck Purchase	\$	5,952
Auto/Truck Rental or Lease	\$	814
Air Travel	\$	721

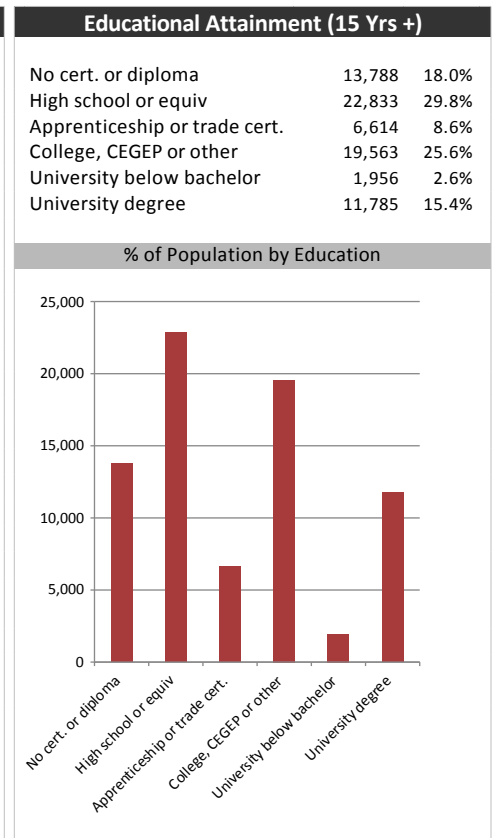
Age of Home Owners		
15 to 24 years	464	1.4%
25 to 34 years	5,497	16.4%
35 to 44 years	6,613	19.7%
45 to 54 years	8,184	24.4%
55 to 64 years	5,958	17.8%
65 to 74 years	4,028	12.0%
75 years or over	2,797	8.3%

Population & Household Summary	
Total Population	93,721
Population Growth 2011-2016	7.3%
Population Growth 2016-2021	5.9%
Total Households	33,541
Household Growth 2011-2016	8.2%
Household Growth 2016-2021	6.9%
% of Households with Children	50.7%
% of Households - Married w/ Kids	39.5%
% of Households - Single Parent	11.2%

% of Households by Household Size	
1	17.0%
2	32.0%
3	18.5%
4-5	29.0%
6+	3.5%



Visible Minorities & Language	
Population by Visible Minority	
Chinese	0.4%
South Asian	0.7%
Black	2.3%
Filipino	0.6%
Latin American	0.5%
Southeast Asian	0.2%
Arab	0.2%
West Asian	0.1%
Korean	0.1%
Japanese	0.1%
Visible minority, n.i.e.	0.3%
Multiple visible minorities	0.2%
Population by Mother Tongue	
Single Responses	99.3%
English	90.9%
French	1.8%
Non-Official languages	6.6%
Multiple responses	0.7%



Clarington This Week



Distribution Map

Map

