

Clinton News Record



Summary Report

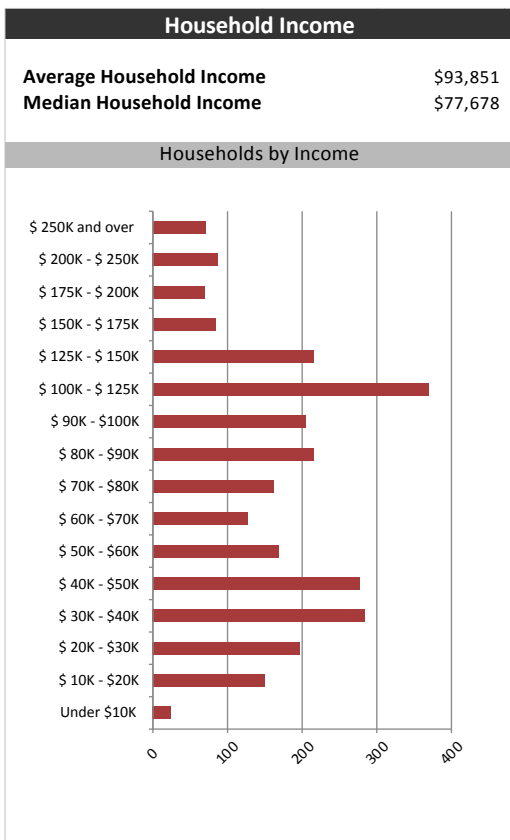
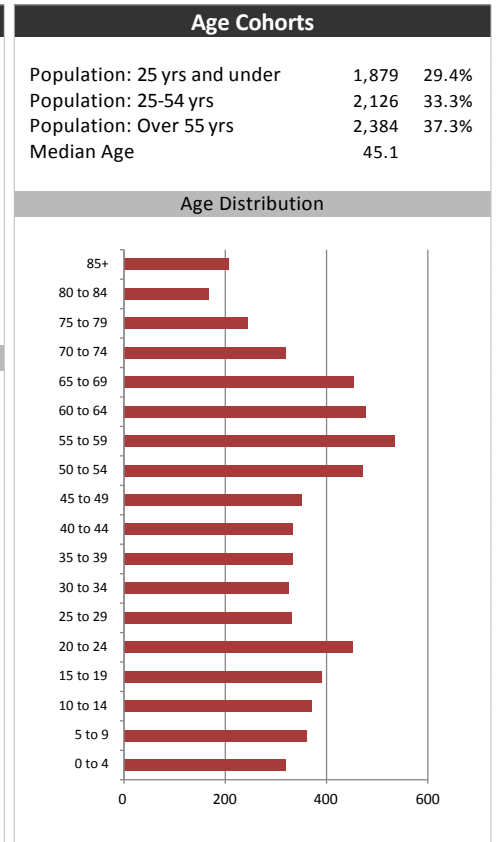
January 9, 2018

Market Information		
Average Household Spending / Yr		
Mortgage payments	\$	4,715
Cell Phone, Pager & Services	\$	999
Internet Access Services	\$	458
Home Renovations	\$	492
Retirement & pension fund payments	\$	1,489
Lotteries	\$	569
Health Insurance	\$	571
Household appliances	\$	514
Furnishings	\$	1,332
Computer hardware	\$	175
Auto/Truck Purchase	\$	7,850
Auto/Truck Rental or Lease	\$	87
Air Travel	\$	350

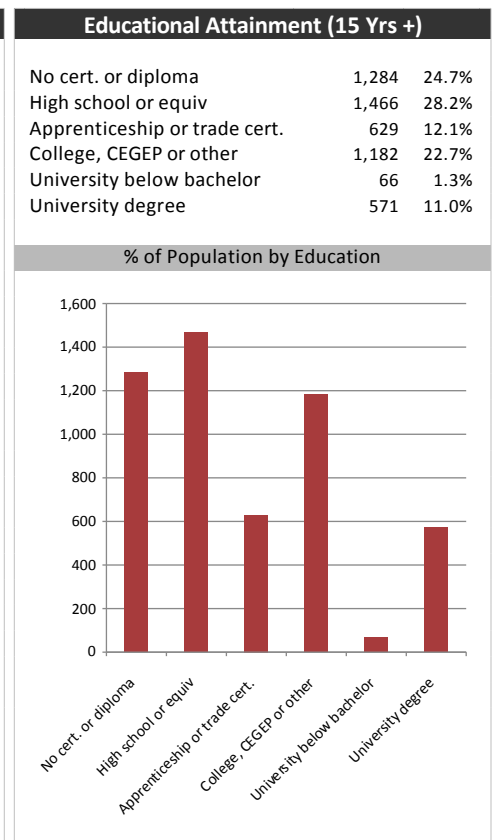
Age of Home Owners		
15 to 24 years	72	2.7%
25 to 34 years	324	12.1%
35 to 44 years	351	13.1%
45 to 54 years	478	17.9%
55 to 64 years	513	19.2%
65 to 74 years	568	21.2%
75 years or over	367	13.7%

Population & Household Summary	
Total Population	6,390
Population Growth 2012-2017	-1.0%
Population Growth 2017-2022	0.6%
Total Households	2,674
Household Growth 2012-2017	2.1%
Household Growth 2017-2022	1.5%
% of Households with Children	36.0%
% of Households - Married w/ Kids	28.5%
% of Households - Single Parent	7.4%

% of Households by Household Size	
1	27.5%
2	38.0%
3	12.5%
4-5	19.5%
6+	2.5%



Visible Minorities & Language	
Population by Visible Minority	
Chinese	0.1%
South Asian	0.0%
Black	0.0%
Filipino	0.0%
Latin American	0.0%
Southeast Asian	0.2%
Arab	0.0%
West Asian	0.0%
Korean	0.0%
Japanese	0.0%
Visible minority, n.i.e.	0.0%
Multiple visible minorities	0.0%
Population by Mother Tongue	
Single Responses	99.6%
English	93.6%
French	0.8%
Non-Official languages	5.3%
Multiple responses	0.4%



Clinton News Record

Map

