

Cochrane Times-Post



Summary Report

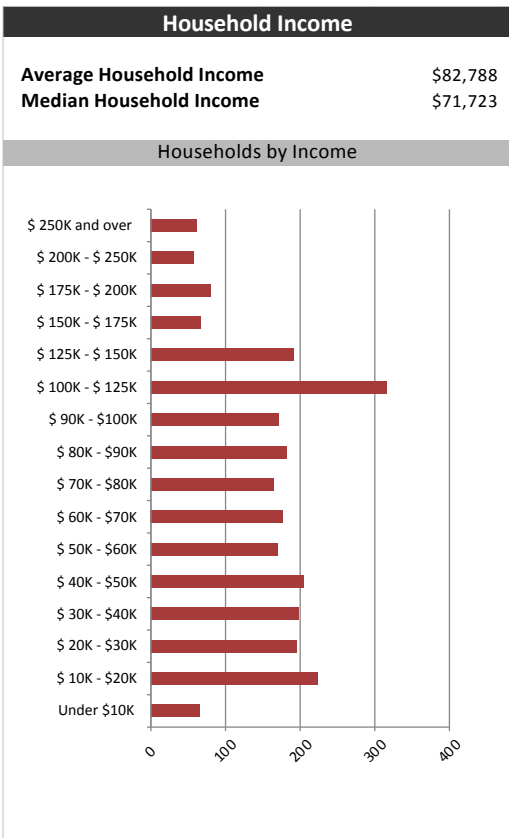
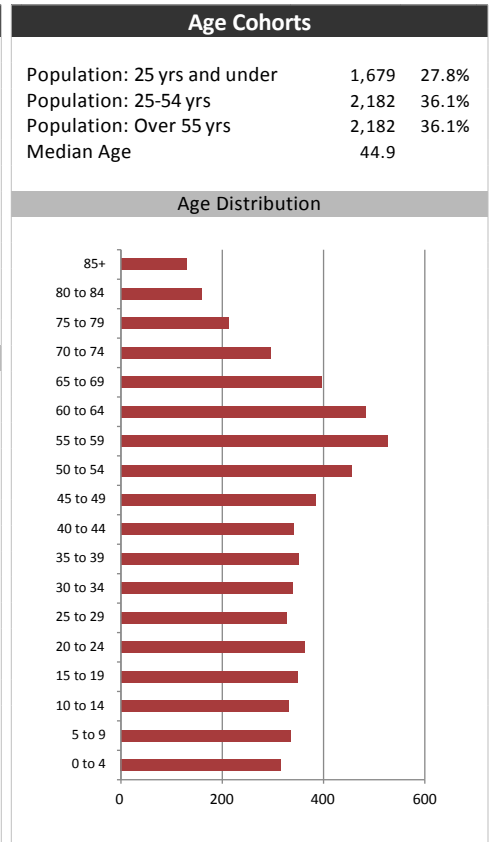
January 9, 2018

Market Information		
Average Household Spending / Yr		
Mortgage payments	\$	3,573
Cell Phone, Pager & Services	\$	850
Internet Access Services	\$	425
Home Renovations	\$	1,428
Retirement & pension fund payments	\$	1,564
Lotteries	\$	1,272
Health Insurance	\$	320
Household appliances	\$	653
Furnishings	\$	852
Computer hardware	\$	139
Auto/Truck Purchase	\$	5,896
Auto/Truck Rental or Lease	\$	43
Air Travel	\$	290

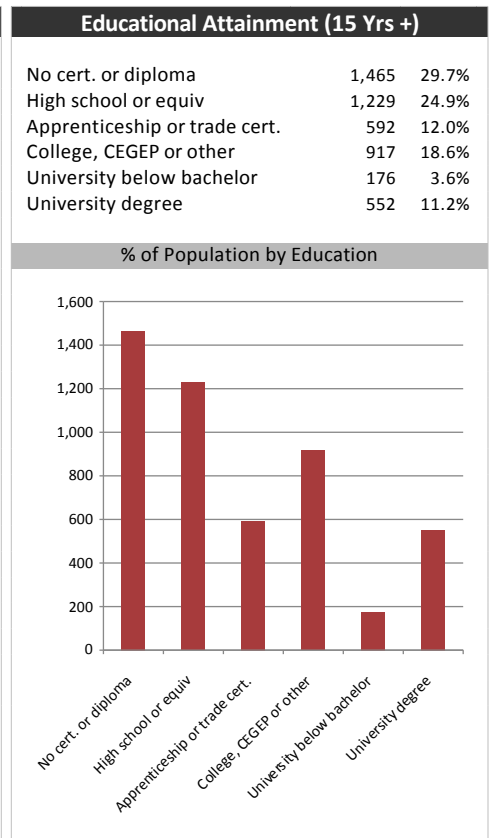
Age of Home Owners		
15 to 24 years	54	2.2%
25 to 34 years	266	10.7%
35 to 44 years	418	16.8%
45 to 54 years	453	18.2%
55 to 64 years	588	23.6%
65 to 74 years	441	17.7%
75 years or over	271	10.9%

Population & Household Summary	
Total Population	6,043
Population Growth 2012-2017	-1.6%
Population Growth 2017-2022	0.5%
Total Households	2,491
Household Growth 2012-2017	-1.9%
Household Growth 2017-2022	0.2%
% of Households with Children	36.7%
% of Households - Married w/ Kids	27.5%
% of Households - Single Parent	9.2%

% of Households by Household Size	
1	27.5%
2	38.5%
3	13.5%
4-5	18.5%
6+	1.5%



Visible Minorities & Language	
Population by Visible Minority	
Chinese	0.7%
South Asian	0.1%
Black	0.1%
Filipino	0.0%
Latin American	0.0%
Southeast Asian	0.0%
Arab	0.0%
West Asian	0.0%
Korean	0.0%
Japanese	0.0%
Visible minority, n.i.e.	0.0%
Multiple visible minorities	0.0%
Population by Mother Tongue	
Single Responses	98.7%
English	57.0%
French	38.7%
Non-Official languages	3.0%
Multiple responses	1.3%



Cochrane Times-Post

Map

