

Cornwall Express (French)



Summary Report

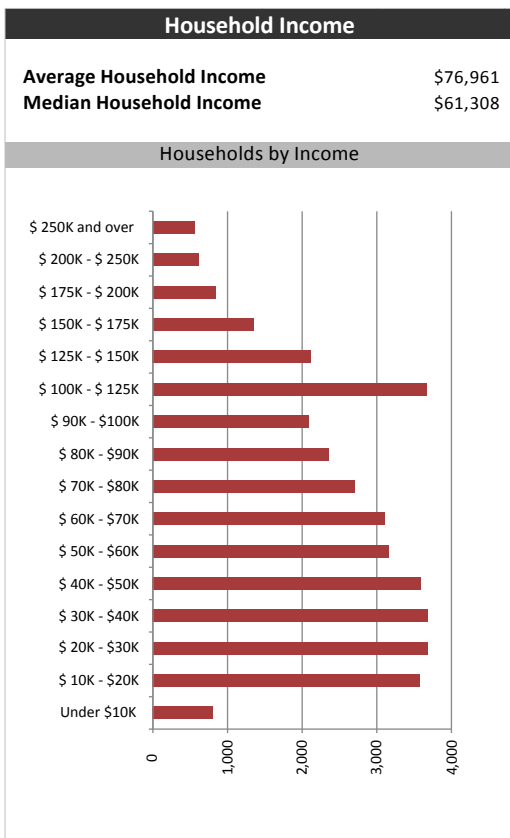
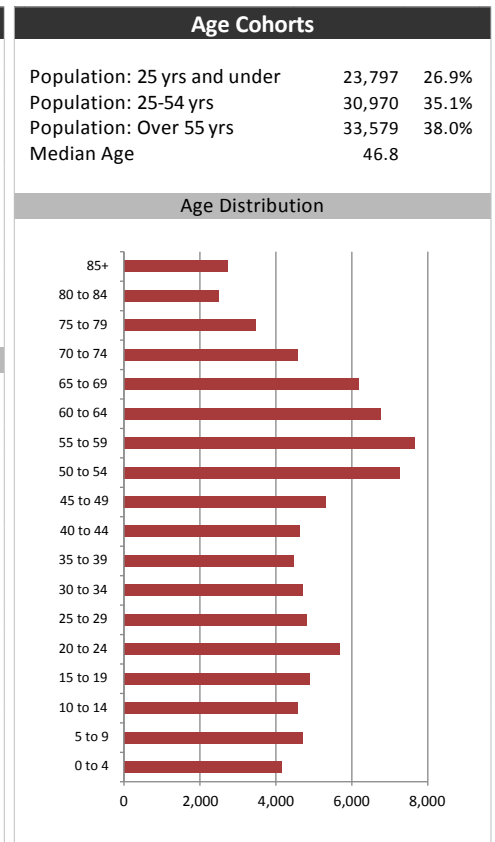
January 16, 2017

Market Information		
Average Household Spending / Yr		
Mortgage payments	\$	5,130
Cell Phone, Pager & Services	\$	857
Internet Access Services	\$	434
Home Renovations	\$	259
Retirement & pension fund payments	\$	1,380
Lotteries	\$	766
Health Insurance	\$	1,164
Household appliances	\$	595
Furnishings	\$	970
Computer hardware	\$	166
Auto/Truck Purchase	\$	4,517
Auto/Truck Rental or Lease	\$	303
Air Travel	\$	451

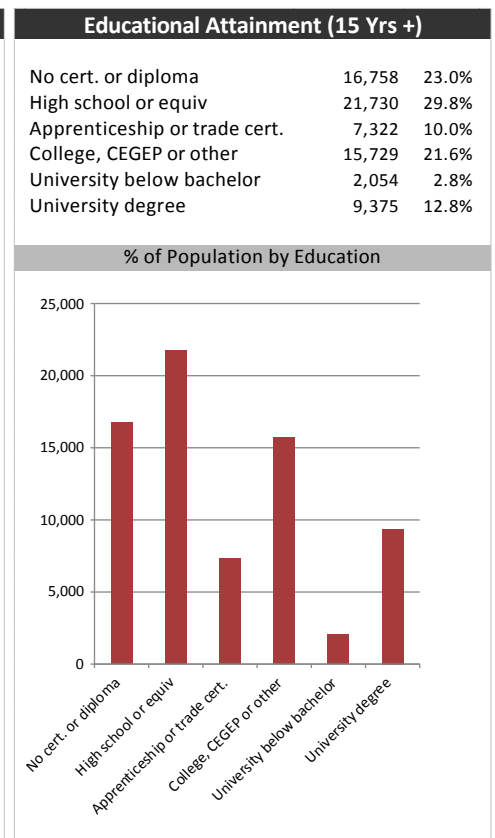
Age of Home Owners		
15 to 24 years	1,211	3.2%
25 to 34 years	4,806	12.8%
35 to 44 years	5,267	14.0%
45 to 54 years	6,843	18.2%
55 to 64 years	8,284	22.0%
65 to 74 years	6,539	17.4%
75 years or over	4,654	12.4%

Population & Household Summary	
Total Population	88,346
Population Growth 2011-2016	0.9%
Population Growth 2016-2021	1.3%
Total Households	37,603
Household Growth 2011-2016	2.5%
Household Growth 2016-2021	2.0%
% of Households with Children	36.2%
% of Households - Married w/ Kids	25.5%
% of Households - Single Parent	10.7%

% of Households by Household Size	
1	28.5%
2	38.5%
3	14.5%
4-5	16.5%
6+	2.0%



Visible Minorities & Language	
Population by Visible Minority	
Chinese	0.3%
South Asian	1.6%
Black	0.5%
Filipino	0.1%
Latin American	0.1%
Southeast Asian	0.3%
Arab	0.3%
West Asian	0.1%
Korean	0.0%
Japanese	0.0%
Visible minority, n.i.e.	0.0%
Multiple visible minorities	0.2%
Population by Mother Tongue	
Single Responses	98.0%
English	68.6%
French	25.5%
Non-Official languages	3.9%
Multiple responses	2.0%



Cornwall Express (French)



Distribution Map

