

Deep River North Renfrew Times



Summary Report

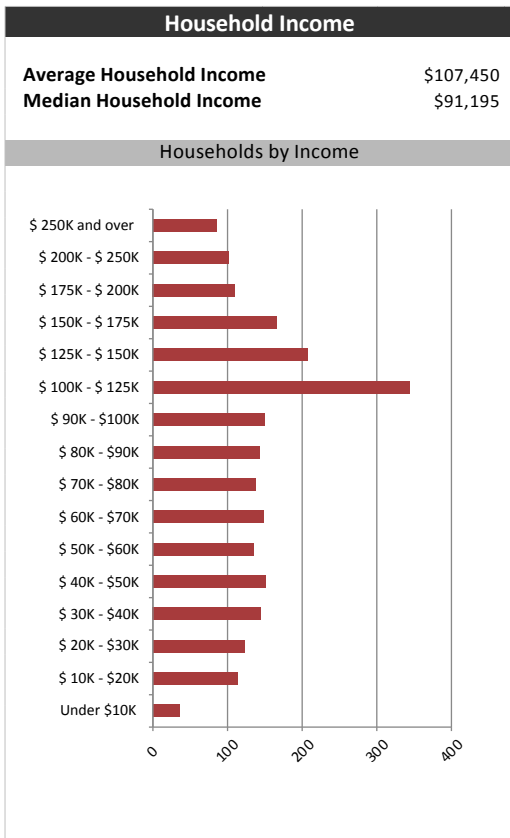
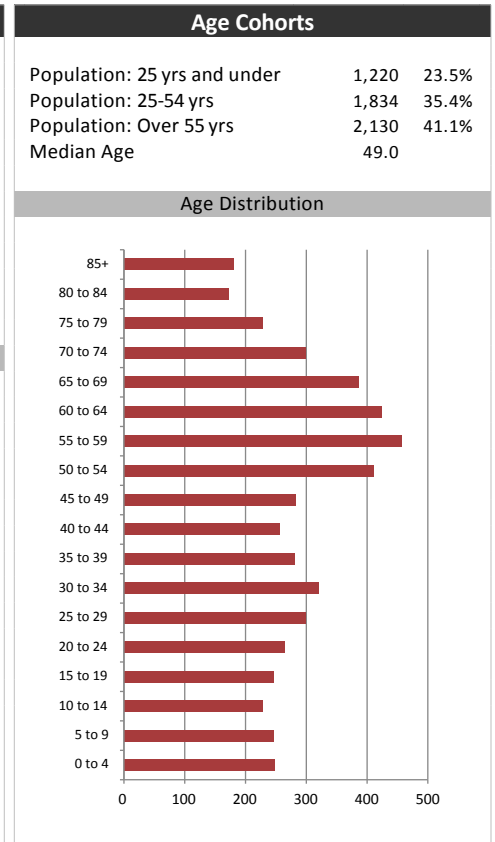
January 9, 2018

Market Information		
Average Household Spending / Yr		
Mortgage payments	\$	6,419
Cell Phone, Pager & Services	\$	820
Internet Access Services	\$	494
Home Renovations	\$	556
Retirement & pension fund payments	\$	3,304
Lotteries	\$	1,046
Health Insurance	\$	807
Household appliances	\$	707
Furnishings	\$	1,729
Computer hardware	\$	168
Auto/Truck Purchase	\$	8,418
Auto/Truck Rental or Lease	\$	185
Air Travel	\$	625

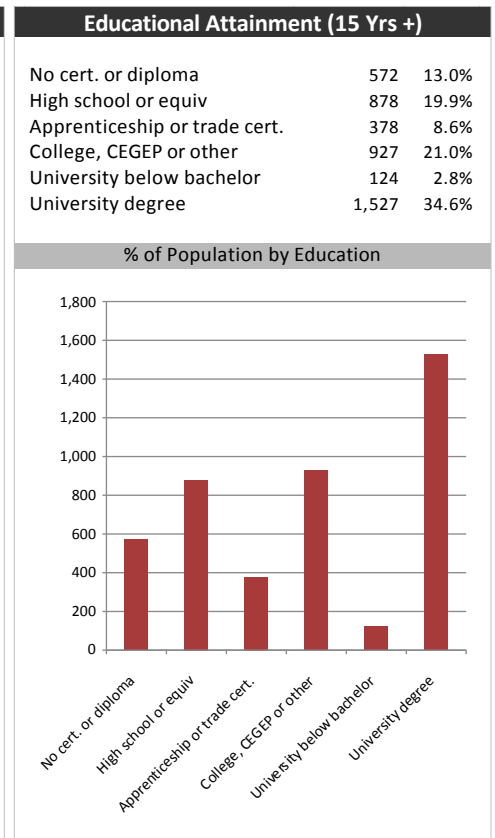
Age of Home Owners		
15 to 24 years	59	2.6%
25 to 34 years	323	14.2%
35 to 44 years	278	12.3%
45 to 54 years	399	17.6%
55 to 64 years	463	20.4%
65 to 74 years	381	16.8%
75 years or over	363	16.0%

Population & Household Summary	
Total Population	5,184
Population Growth 2012-2017	-5.5%
Population Growth 2017-2022	-1.3%
Total Households	2,265
Household Growth 2012-2017	-6.0%
Household Growth 2017-2022	-2.0%
% of Households with Children	32.0%
% of Households - Married w/ Kids	24.4%
% of Households - Single Parent	7.6%

% of Households by Household Size	
1	29.0%
2	41.0%
3	12.5%
4-5	16.0%
6+	1.5%



Visible Minorities & Language	
Population by Visible Minority	
Chinese	3.1%
South Asian	4.2%
Black	0.7%
Filipino	0.1%
Latin American	0.1%
Southeast Asian	0.3%
Arab	0.3%
West Asian	0.1%
Korean	0.4%
Japanese	1.0%
Visible minority, n.i.e.	0.0%
Multiple visible minorities	0.0%
Population by Mother Tongue	
Single Responses	99.5%
English	86.0%
French	5.0%
Non-Official languages	8.5%
Multiple responses	0.5%



Deep River North Renfrew Times

Map

