

Delhi News-Record



Summary Report

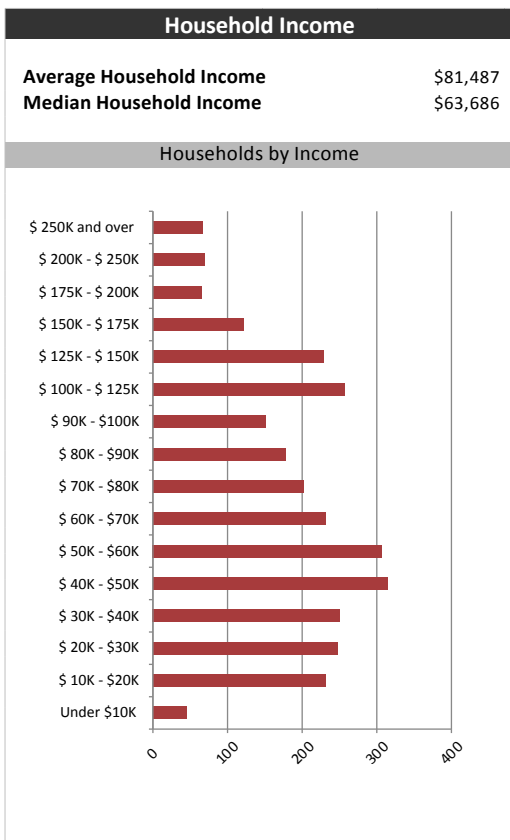
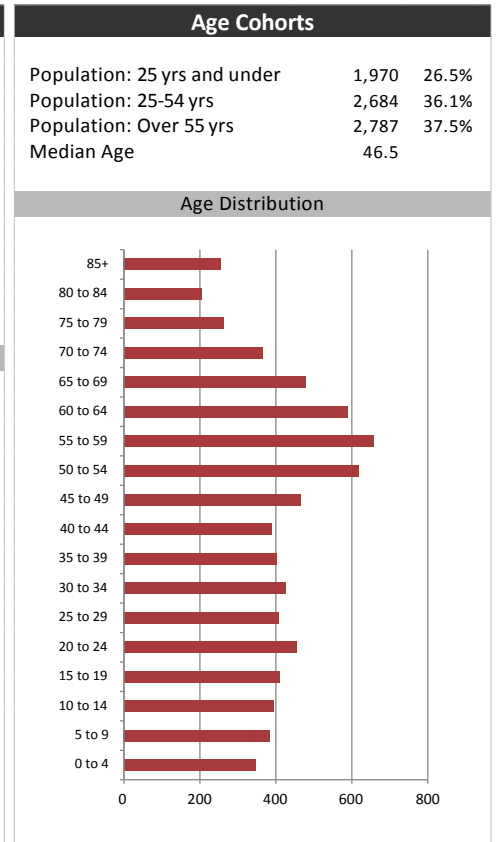
January 9, 2018

Market Information		
Average Household Spending / Yr		
Mortgage payments	\$	4,002
Cell Phone, Pager & Services	\$	907
Internet Access Services	\$	427
Home Renovations	\$	491
Retirement & pension fund payments	\$	1,103
Lotteries	\$	957
Health Insurance	\$	323
Household appliances	\$	599
Furnishings	\$	1,107
Computer hardware	\$	118
Auto/Truck Purchase	\$	5,025
Auto/Truck Rental or Lease	\$	69
Air Travel	\$	534

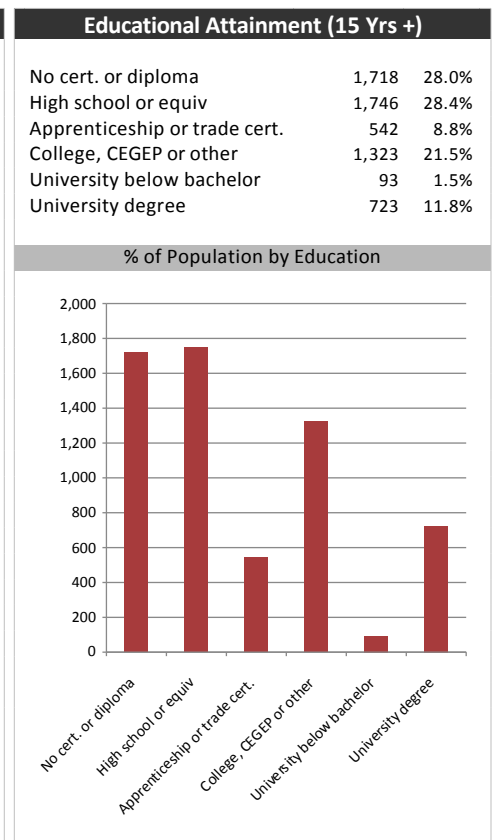
Age of Home Owners		
15 to 24 years	85	2.9%
25 to 34 years	373	12.7%
35 to 44 years	394	13.4%
45 to 54 years	513	17.5%
55 to 64 years	734	25.0%
65 to 74 years	430	14.6%
75 years or over	408	13.9%

Population & Household Summary	
Total Population	7,441
Population Growth 2012-2017	6.4%
Population Growth 2017-2022	5.0%
Total Households	2,936
Household Growth 2012-2017	3.4%
Household Growth 2017-2022	3.8%
% of Households with Children	38.7%
% of Households - Married w/ Kids	29.0%
% of Households - Single Parent	9.7%

% of Households by Household Size	
1	27.0%
2	36.5%
3	15.5%
4-5	18.5%
6+	2.0%



Visible Minorities & Language	
Population by Visible Minority	
Chinese	0.1%
South Asian	0.6%
Black	2.3%
Filipino	0.0%
Latin American	0.2%
Southeast Asian	0.0%
Arab	0.0%
West Asian	0.0%
Korean	0.0%
Japanese	0.0%
Visible minority, n.i.e.	0.1%
Multiple visible minorities	0.1%
Population by Mother Tongue	
Single Responses	99.3%
English	86.8%
French	1.6%
Non-Official languages	11.0%
Multiple responses	0.7%



Delhi News-Record



Distribution Map

