

# Dorchester Signpost



## Summary Report

January 9, 2018

Market Information		
Average Household Spending / Yr		
Mortgage payments	\$	7,175
Cell Phone, Pager & Services	\$	1,195
Internet Access Services	\$	537
Home Renovations	\$	537
Retirement & pension fund payments	\$	1,923
Lotteries	\$	645
Health Insurance	\$	812
Household appliances	\$	916
Furnishings	\$	1,422
Computer hardware	\$	379
Auto/Truck Purchase	\$	9,622
Auto/Truck Rental or Lease	\$	188
Air Travel	\$	588

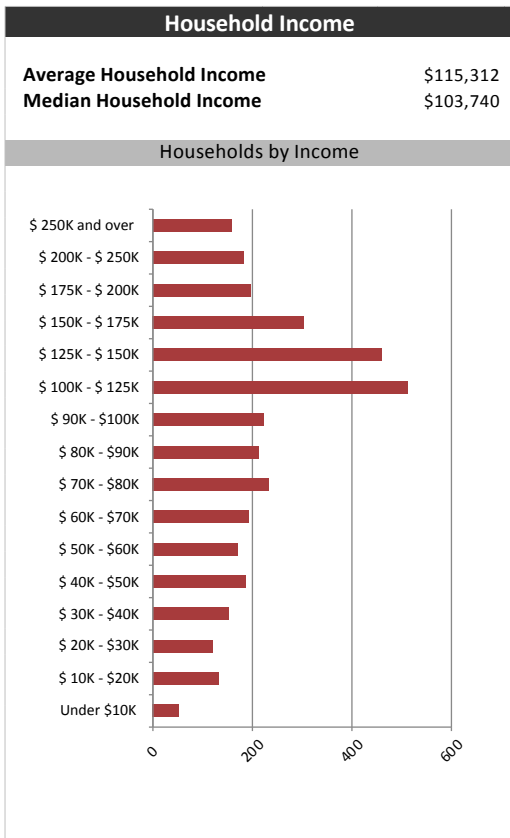
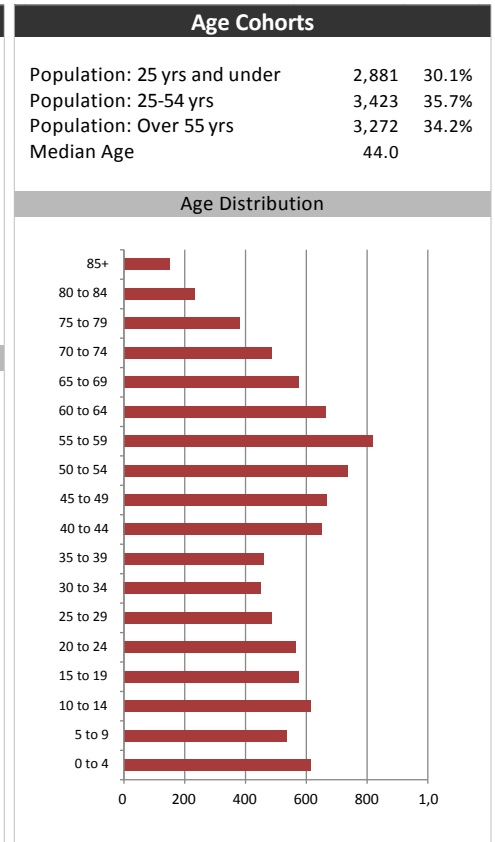
  

Age of Home Owners		
15 to 24 years	34	1.0%
25 to 34 years	385	11.2%
35 to 44 years	533	15.5%
45 to 54 years	787	22.9%
55 to 64 years	668	19.4%
65 to 74 years	571	16.6%
75 years or over	459	13.4%

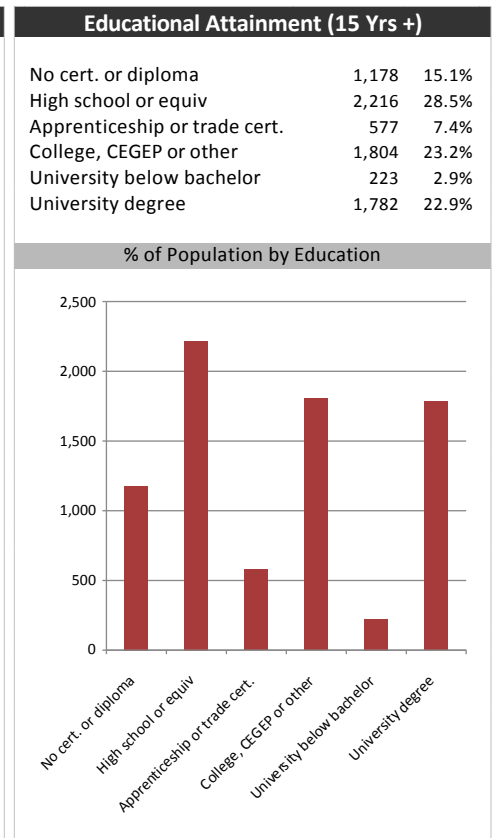
Population & Household Summary	
Total Population	9,576
Population Growth 2012-2017	1.2%
Population Growth 2017-2022	2.3%
Total Households	3,438
Household Growth 2012-2017	1.7%
Household Growth 2017-2022	1.8%
% of Households with Children	46.8%
% of Households - Married w/ Kids	40.5%
% of Households - Single Parent	6.3%

% of Households by Household Size	
1	15.0%
2	37.0%
3	16.0%
4-5	28.0%
6+	3.0%



Visible Minorities & Language	
<b>Population by Visible Minority</b>	
Chinese	0.1%
South Asian	0.4%
Black	0.7%
Filipino	0.1%
Latin American	0.2%
Southeast Asian	0.1%
Arab	0.1%
West Asian	0.0%
Korean	0.1%
Japanese	0.0%
Visible minority, n.i.e.	0.0%
Multiple visible minorities	0.0%
<b>Population by Mother Tongue</b>	
Single Responses	99.6%
English	89.2%
French	0.9%
Non-Official languages	9.4%
Multiple responses	0.4%



# Dorchester Signpost

## Distribution Map

Map

