

# Drayton Community News



## Summary Report

January 9, 2018

Market Information		
Average Household Spending / Yr		
Mortgage payments	\$	7,391
Cell Phone, Pager & Services	\$	1,289
Internet Access Services	\$	521
Home Renovations	\$	730
Retirement & pension fund payments	\$	1,368
Lotteries	\$	660
Health Insurance	\$	466
Household appliances	\$	770
Furnishings	\$	1,426
Computer hardware	\$	247
Auto/Truck Purchase	\$	8,082
Auto/Truck Rental or Lease	\$	106
Air Travel	\$	555

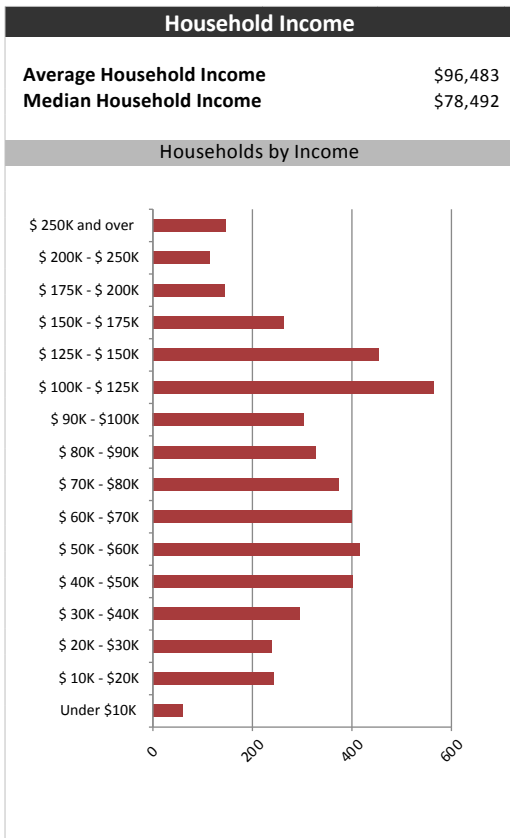
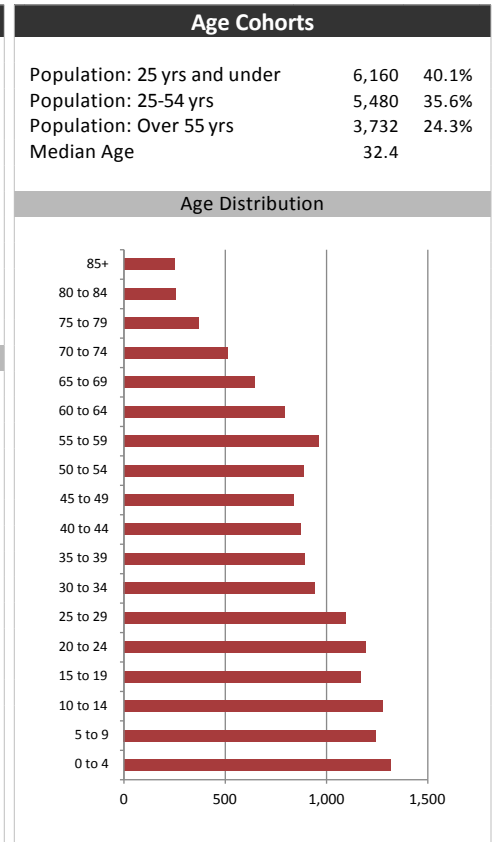
  

Age of Home Owners		
15 to 24 years	178	3.8%
25 to 34 years	795	16.9%
35 to 44 years	890	19.0%
45 to 54 years	845	18.0%
55 to 64 years	856	18.2%
65 to 74 years	617	13.1%
75 years or over	512	10.9%

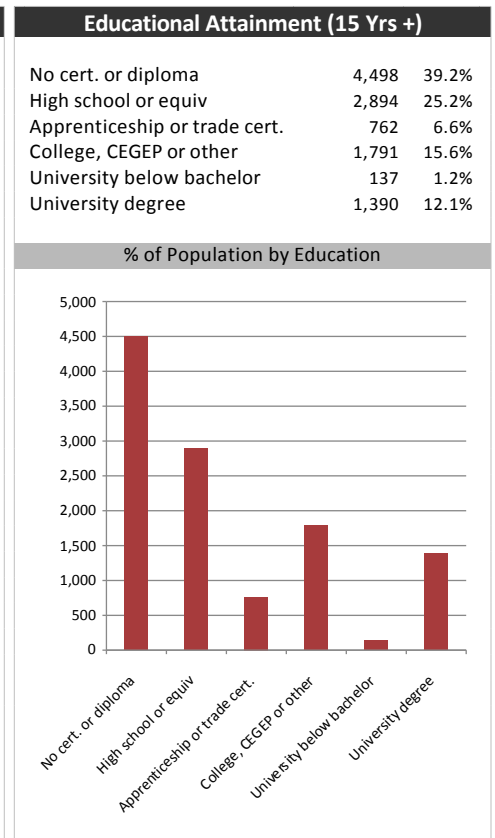
Population & Household Summary	
Total Population	15,372
Population Growth 2012-2017	4.4%
Population Growth 2017-2022	5.1%
Total Households	4,694
Household Growth 2012-2017	2.3%
Household Growth 2017-2022	4.4%
% of Households with Children	53.8%
% of Households - Married w/ Kids	47.8%
% of Households - Single Parent	6.0%

% of Households by Household Size	
1	15.0%
2	33.0%
3	14.5%
4-5	25.5%
6+	12.5%



Visible Minorities & Language	
<b>Population by Visible Minority</b>	
Chinese	0.2%
South Asian	0.1%
Black	0.4%
Filipino	0.1%
Latin American	0.1%
Southeast Asian	0.0%
Arab	0.0%
West Asian	0.0%
Korean	0.2%
Japanese	0.0%
Visible minority, n.i.e.	0.4%
Multiple visible minorities	0.1%
<b>Population by Mother Tongue</b>	
Single Responses	99.1%
English	69.7%
French	0.6%
Non-Official languages	28.8%
Multiple responses	0.9%



# Drayton Community News



## Distribution Map

