

# Dryden Observer/Red Lake Northern Sun News



## Summary Report

November 6, 2018

Market Information		
Average Household Spending / Yr		
Mortgage payments	\$	4,718
Cell Phone, Pager & Services	\$	1,315
Internet Access Services	\$	557
Home Renovations	\$	2,031
Retirement & pension fund payments	\$	2,023
Lotteries	\$	963
Health Insurance	\$	616
Household appliances	\$	488
Furnishings	\$	1,211
Computer hardware	\$	148
Auto/Truck Purchase	\$	9,215
Auto/Truck Rental or Lease	\$	97
Air Travel	\$	931

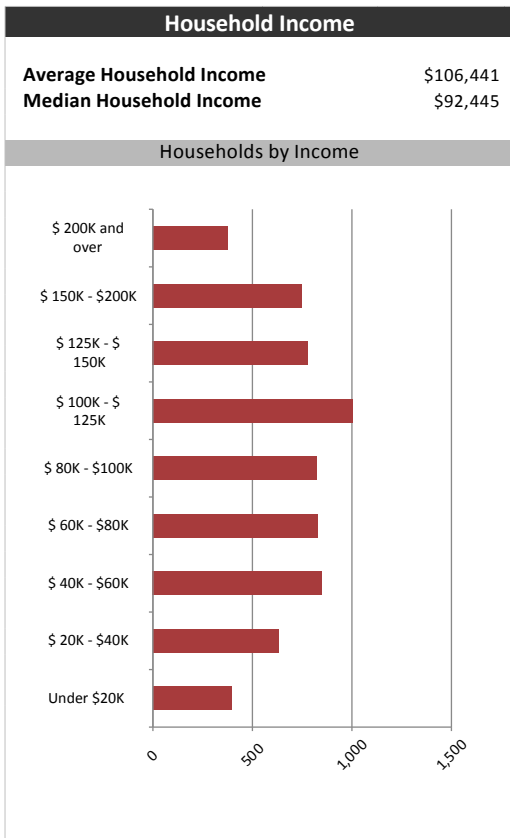
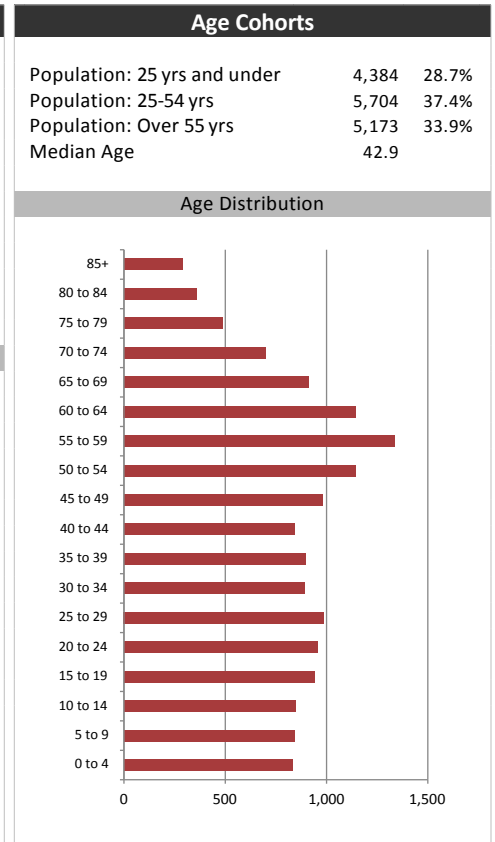
  

Age of Home Owners		
15 to 24 years	176	2.8%
25 to 34 years	911	14.3%
35 to 44 years	1,039	16.3%
45 to 54 years	1,161	18.3%
55 to 64 years	1,430	22.5%
65 to 74 years	939	14.8%
75 years or over	704	11.1%

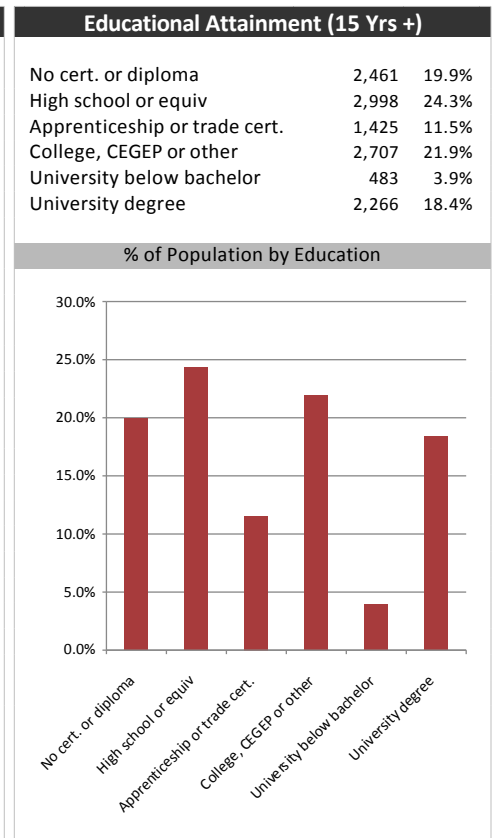
Population & Household Summary	
Total Population	15,261
Population Growth 2013-2018	3.0%
Population Growth 2018-2023	4.5%
Total Households	6,360
Household Growth 2013-2018	4.9%
Household Growth 2018-2023	5.1%
% of Households with Children	36.5%
% of Households - Married w/ Kids	26.2%
% of Households - Single Parent	10.3%

% of Households by Household Size	
1 person	29.0%
2 persons	37.5%
3 persons	14.5%
4 persons	12.5%
5 or more persons	6.0%



Visible Minorities & Language	
<b>Population by Visible Minority</b>	
Chinese	0.1%
South Asian	0.0%
Black	0.2%
Filipino	0.9%
Latin American	0.2%
Southeast Asian	0.2%
Arab	0.1%
West Asian	0.0%
Korean	0.0%
Japanese	0.2%
Visible minority, n.i.e.	0.0%
Multiple visible minorities	0.0%
<b>Population by Mother Tongue</b>	
Single Responses	99.2%
English	92.1%
French	3.6%
Non-Official languages	3.5%
Multiple responses	0.8%



# Dryden Observer/Red Lake Northern Sun News



*Distribution Map*

Map

