

Dryden Observer



Summary Report

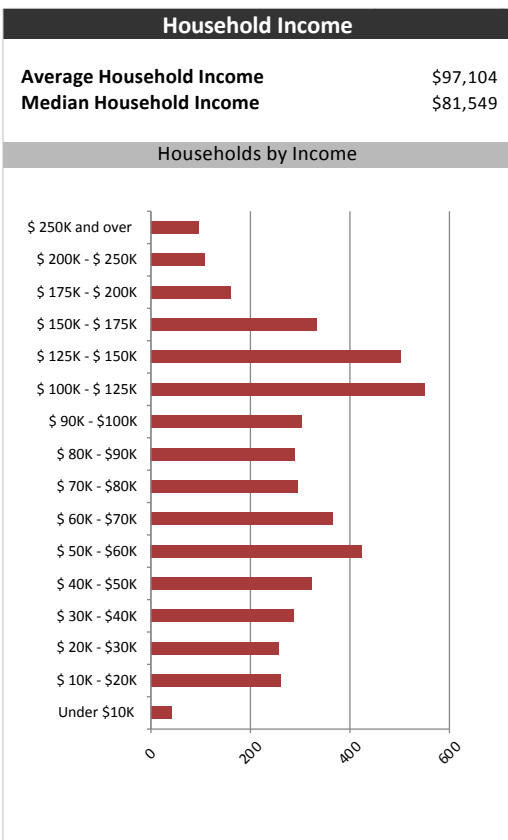
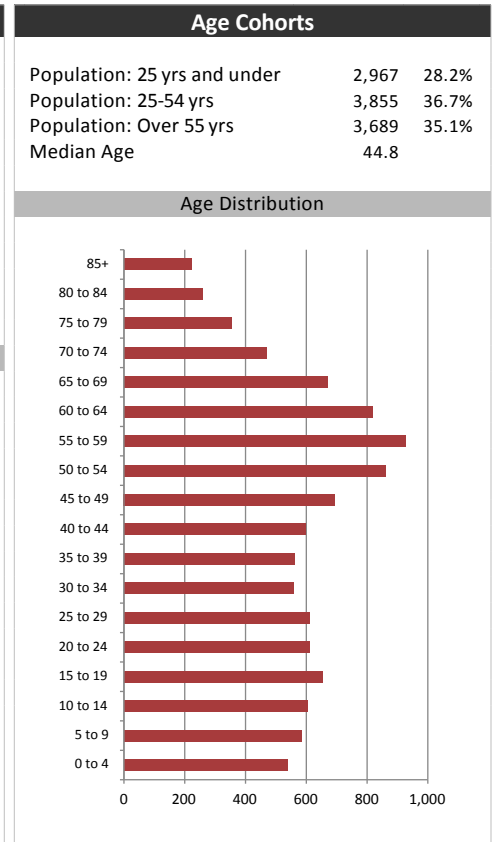
January 9, 2018

Market Information		
Average Household Spending / Yr		
Mortgage payments	\$	3,714
Cell Phone, Pager & Services	\$	1,092
Internet Access Services	\$	500
Home Renovations	\$	1,935
Retirement & pension fund payments	\$	1,793
Lotteries	\$	888
Health Insurance	\$	587
Household appliances	\$	427
Furnishings	\$	1,001
Computer hardware	\$	160
Auto/Truck Purchase	\$	7,376
Auto/Truck Rental or Lease	\$	61
Air Travel	\$	564

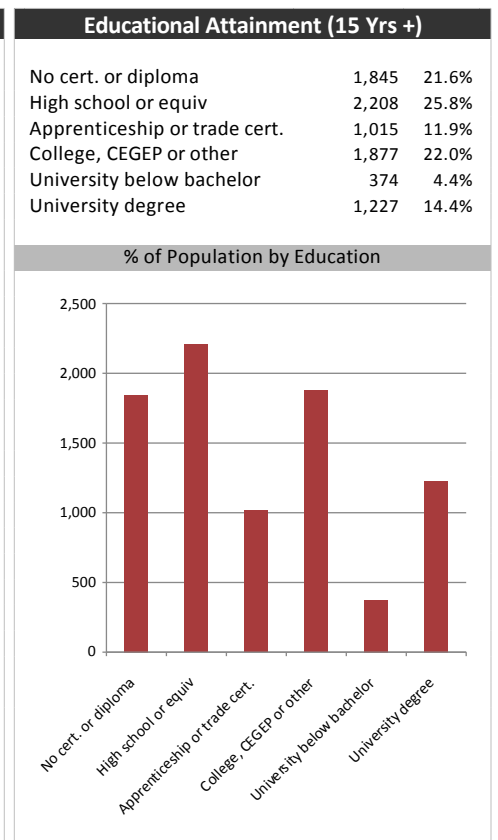
Age of Home Owners		
15 to 24 years	138	3.0%
25 to 34 years	659	14.5%
35 to 44 years	595	13.1%
45 to 54 years	855	18.8%
55 to 64 years	1,080	23.8%
65 to 74 years	690	15.2%
75 years or over	527	11.6%

Population & Household Summary	
Total Population	10,511
Population Growth 2012-2017	-1.4%
Population Growth 2017-2022	0.3%
Total Households	4,545
Household Growth 2012-2017	3.0%
Household Growth 2017-2022	1.8%
% of Households with Children	36.9%
% of Households - Married w/ Kids	26.7%
% of Households - Single Parent	10.2%

% of Households by Household Size	
1	28.0%
2	38.0%
3	14.5%
4-5	17.5%
6+	2.0%



Visible Minorities & Language	
Population by Visible Minority	
Chinese	0.2%
South Asian	0.0%
Black	0.2%
Filipino	0.7%
Latin American	0.1%
Southeast Asian	0.2%
Arab	0.1%
West Asian	0.0%
Korean	0.1%
Japanese	0.3%
Visible minority, n.i.e.	0.0%
Multiple visible minorities	0.0%
Population by Mother Tongue	
Single Responses	99.4%
English	93.6%
French	2.8%
Non-Official languages	3.0%
Multiple responses	0.6%



Dryden Observer

Map

