

Dundalk Herald

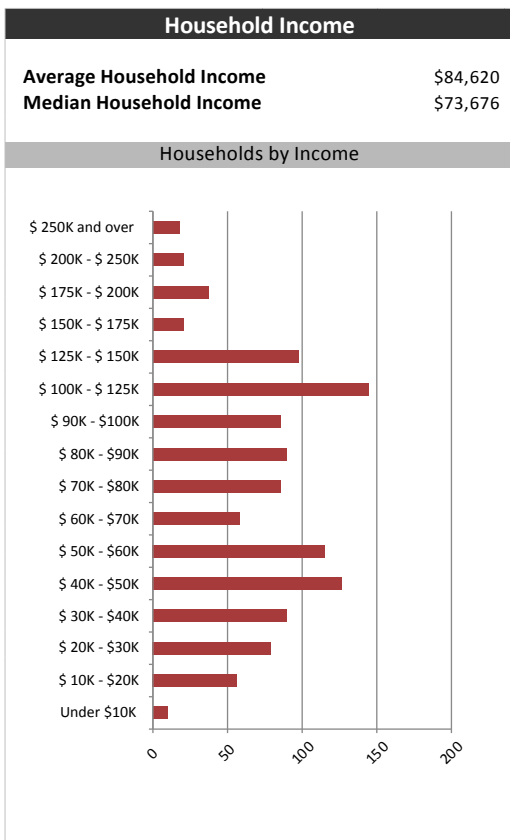
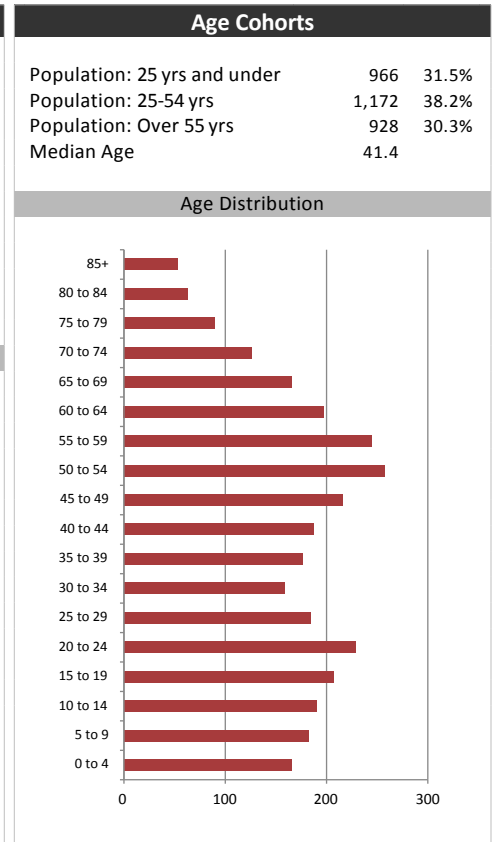


Summary Report

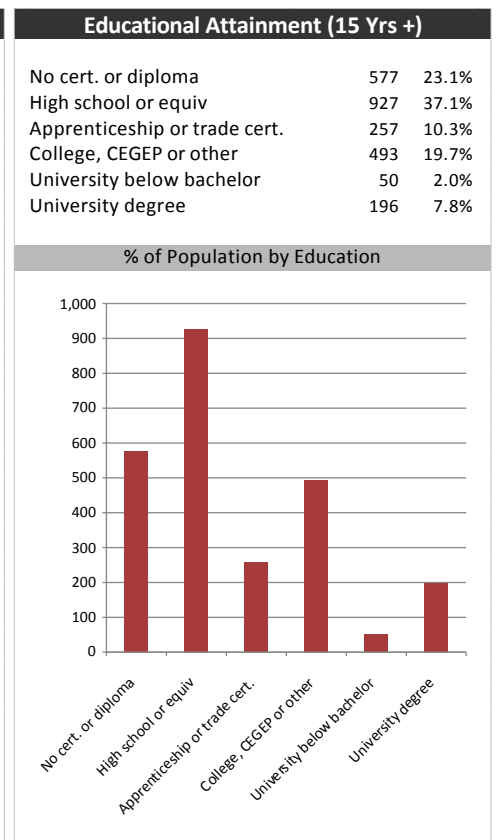
January 9, 2018

Market Information		
Average Household Spending / Yr		
Mortgage payments	\$	5,987
Cell Phone, Pager & Services	\$	1,091
Internet Access Services	\$	456
Home Renovations	\$	781
Retirement & pension fund payments	\$	1,343
Lotteries	\$	587
Health Insurance	\$	520
Household appliances	\$	549
Furnishings	\$	1,130
Computer hardware	\$	176
Auto/Truck Purchase	\$	8,561
Auto/Truck Rental or Lease	\$	72
Air Travel	\$	295
Age of Home Owners		
15 to 24 years	24	2.2%
25 to 34 years	126	11.3%
35 to 44 years	118	10.5%
45 to 54 years	300	26.8%
55 to 64 years	313	28.0%
65 to 74 years	141	12.6%
75 years or over	95	8.5%

Population & Household Summary	
Total Population	3,066
Population Growth 2012-2017	0.8%
Population Growth 2017-2022	1.9%
Total Households	1,119
Household Growth 2012-2017	-0.3%
Household Growth 2017-2022	1.6%
% of Households with Children	44.3%
% of Households - Married w/ Kids	36.0%
% of Households - Single Parent	8.3%
% of Households by Household Size	



Visible Minorities & Language	
Population by Visible Minority	
Chinese	0.0%
South Asian	0.2%
Black	0.6%
Filipino	0.3%
Latin American	0.2%
Southeast Asian	0.0%
Arab	0.1%
West Asian	0.1%
Korean	0.0%
Japanese	0.0%
Visible minority, n.i.e.	0.0%
Multiple visible minorities	0.0%
Population by Mother Tongue	
Single Responses	99.6%
English	88.9%
French	0.6%
Non-Official languages	10.2%
Multiple responses	0.4%



Dundalk Herald



Distribution Map

