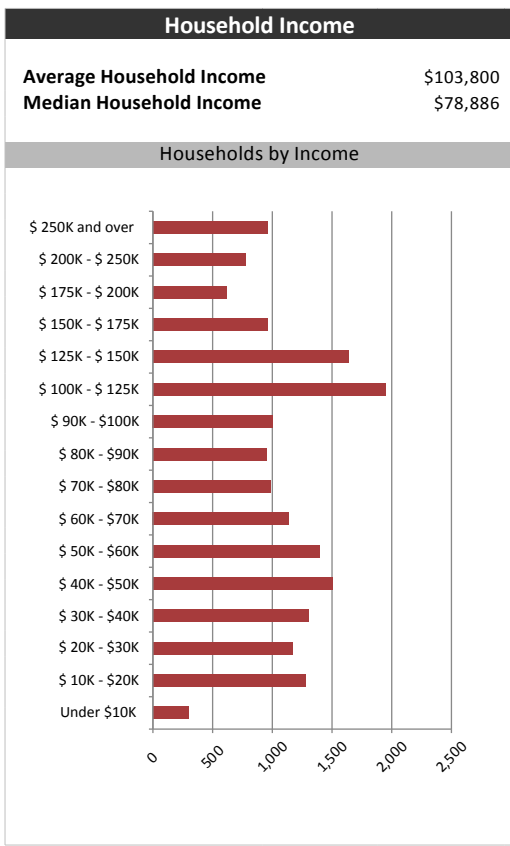
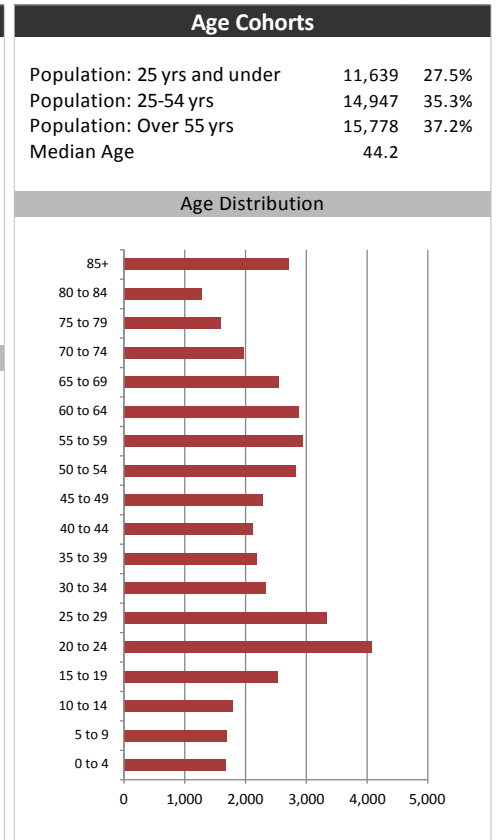


Market Information		
Average Household Spending / Yr		
Mortgage payments	\$	4,968
Cell Phone, Pager & Services	\$	1,010
Internet Access Services	\$	480
Home Renovations	\$	944
Retirement & pension fund payments	\$	2,150
Lotteries	\$	974
Health Insurance	\$	414
Household appliances	\$	579
Furnishings	\$	1,445
Computer hardware	\$	180
Auto/Truck Purchase	\$	5,383
Auto/Truck Rental or Lease	\$	137
Air Travel	\$	1,187

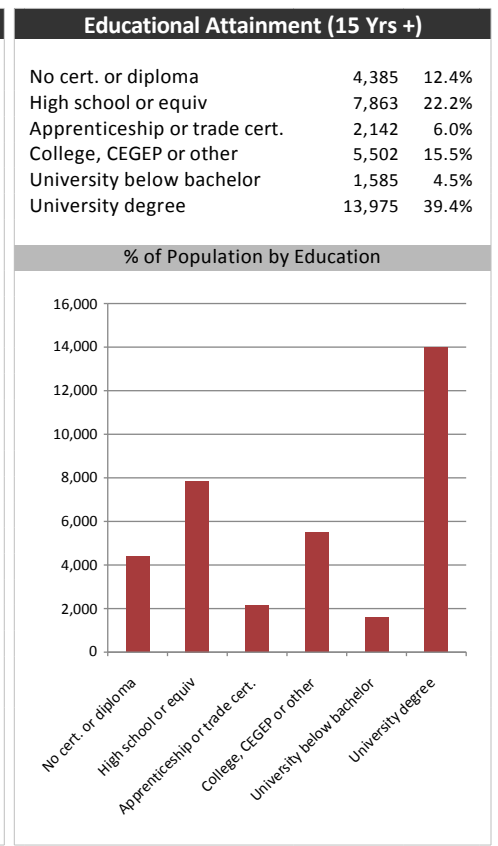
Age of Home Owners		
15 to 24 years	1,156	6.5%
25 to 34 years	2,599	14.6%
35 to 44 years	2,567	14.5%
45 to 54 years	3,039	17.1%
55 to 64 years	3,551	20.0%
65 to 74 years	2,509	14.1%
75 years or over	2,329	13.1%

Population & Household Summary	
Total Population	42,364
Population Growth 2012-2017	2.8%
Population Growth 2017-2022	2.9%
Total Households	17,749
Household Growth 2012-2017	3.2%
Household Growth 2017-2022	3.2%
% of Households with Children	34.7%
% of Households - Married w/ Kids	25.4%
% of Households - Single Parent	9.3%

% of Households by Household Size	
1	32.5%
2	33.5%
3	14.5%
4-5	18.0%
6+	2.0%



Visible Minorities & Language	
Population by Visible Minority	
Chinese	3.2%
South Asian	3.5%
Black	1.7%
Filipino	0.5%
Latin American	0.8%
Southeast Asian	0.2%
Arab	1.1%
West Asian	0.4%
Korean	1.1%
Japanese	0.4%
Visible minority, n.i.e.	0.1%
Multiple visible minorities	0.2%
Population by Mother Tongue	
Single Responses	98.6%
English	79.9%
French	1.1%
Non-Official languages	17.7%
Multiple responses	1.4%



Dundas Star News



Distribution Map

