

# Elmvalle Springwater News



## Summary Report

January 9, 2018

Market Information		
Average Household Spending / Yr		
Mortgage payments	\$	8,080
Cell Phone, Pager & Services	\$	1,185
Internet Access Services	\$	546
Home Renovations	\$	702
Retirement & pension fund payments	\$	2,236
Lotteries	\$	842
Health Insurance	\$	523
Household appliances	\$	758
Furnishings	\$	1,556
Computer hardware	\$	300
Auto/Truck Purchase	\$	8,143
Auto/Truck Rental or Lease	\$	172
Air Travel	\$	863

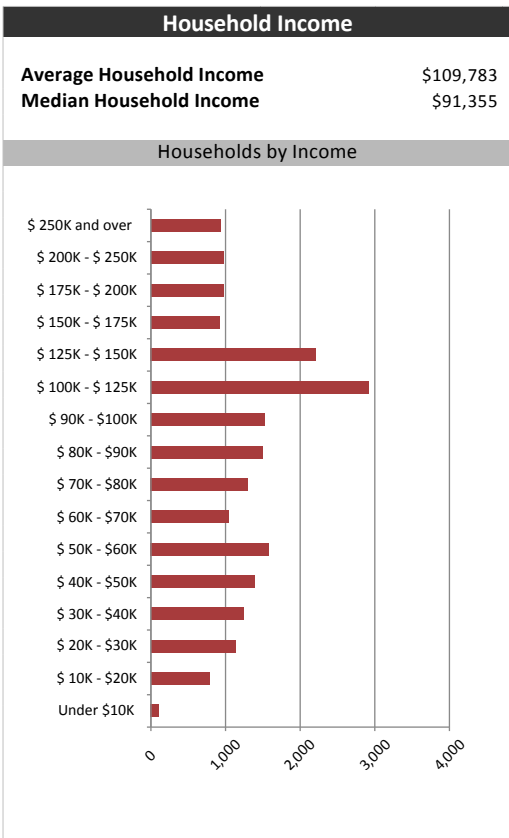
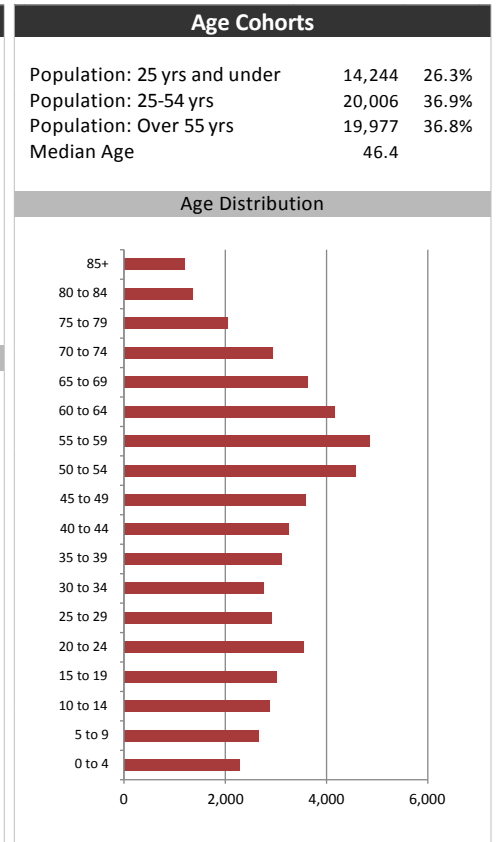
  

Age of Home Owners		
15 to 24 years	275	1.4%
25 to 34 years	1,938	9.6%
35 to 44 years	2,910	14.4%
45 to 54 years	4,220	20.9%
55 to 64 years	4,702	23.3%
65 to 74 years	3,643	18.0%
75 years or over	2,522	12.5%

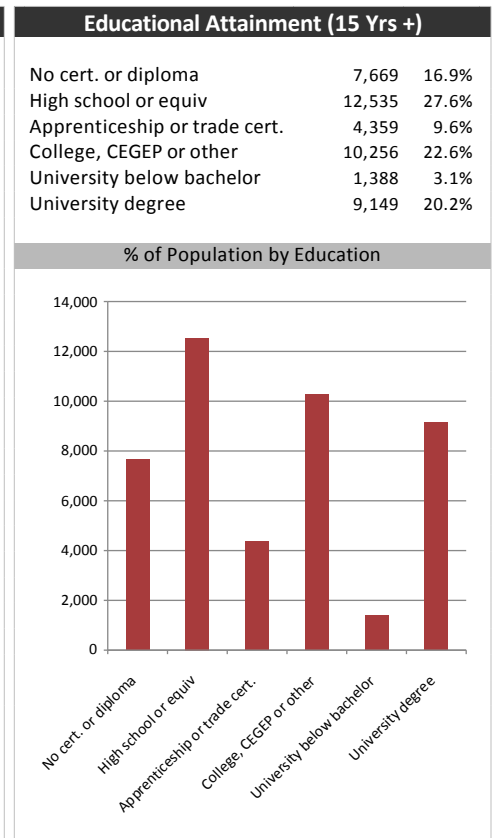
Population & Household Summary	
Total Population	54,226
Population Growth 2012-2017	6.9%
Population Growth 2017-2022	6.9%
Total Households	20,209
Household Growth 2012-2017	6.9%
Household Growth 2017-2022	7.4%
% of Households with Children	41.3%
% of Households - Married w/ Kids	32.2%
% of Households - Single Parent	9.1%

% of Households by Household Size	
1	18.8%
2	38.5%
3	16.5%
4-5	23.8%
6+	2.4%



Visible Minorities & Language	
<b>Population by Visible Minority</b>	
Chinese	0.3%
South Asian	0.4%
Black	1.1%
Filipino	0.2%
Latin American	0.5%
Southeast Asian	0.1%
Arab	0.0%
West Asian	0.1%
Korean	0.1%
Japanese	0.4%
Visible minority, n.i.e.	0.2%
Multiple visible minorities	0.1%
<b>Population by Mother Tongue</b>	
Single Responses	99.1%
English	86.0%
French	6.0%
Non-Official languages	7.1%
Multiple responses	0.9%



# Elmvale Springwater News

Map

