

Essex Free Press



Summary Report

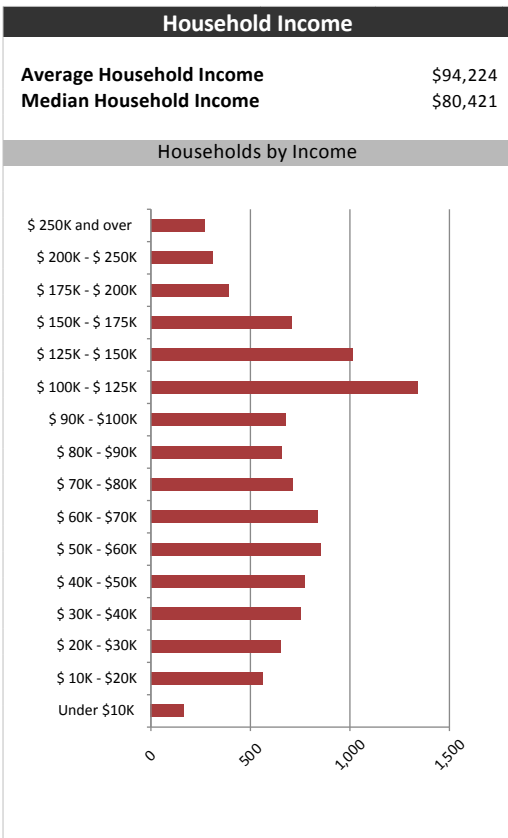
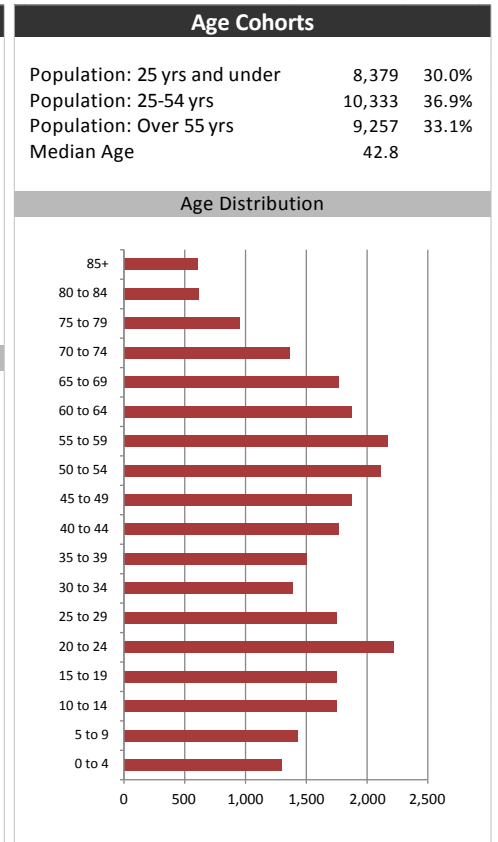
January 9, 2018

Market Information		
Average Household Spending / Yr		
Mortgage payments	\$	5,757
Cell Phone, Pager & Services	\$	1,168
Internet Access Services	\$	492
Home Renovations	\$	769
Retirement & pension fund payments	\$	1,436
Lotteries	\$	1,092
Health Insurance	\$	353
Household appliances	\$	618
Furnishings	\$	787
Computer hardware	\$	219
Auto/Truck Purchase	\$	6,799
Auto/Truck Rental or Lease	\$	78
Air Travel	\$	587

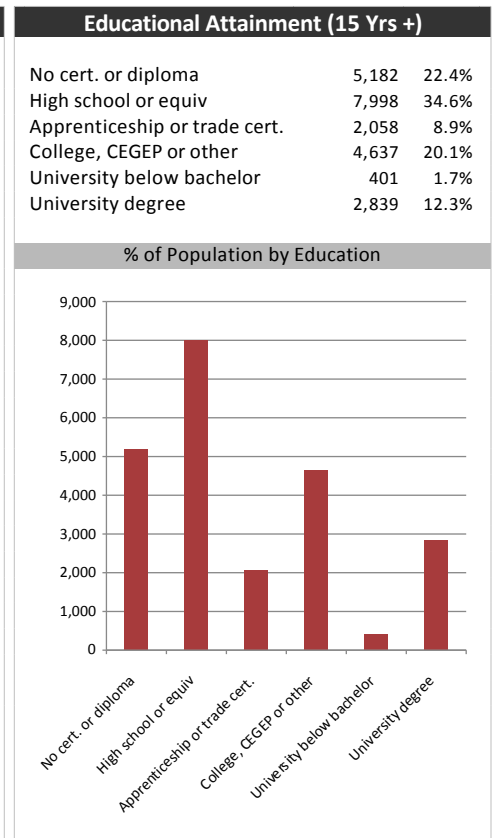
Age of Home Owners		
15 to 24 years	181	1.7%
25 to 34 years	1,111	10.5%
35 to 44 years	1,744	16.5%
45 to 54 years	2,130	20.2%
55 to 64 years	2,213	21.0%
65 to 74 years	1,886	17.9%
75 years or over	1,290	12.2%

Population & Household Summary	
Total Population	27,969
Population Growth 2012-2017	2.9%
Population Growth 2017-2022	3.9%
Total Households	10,555
Household Growth 2012-2017	2.7%
Household Growth 2017-2022	3.7%
% of Households with Children	45.4%
% of Households - Married w/ Kids	36.1%
% of Households - Single Parent	9.4%

% of Households by Household Size	
1	21.5%
2	36.5%
3	15.5%
4-5	23.5%
6+	2.5%



Visible Minorities & Language	
Population by Visible Minority	
Chinese	0.2%
South Asian	0.2%
Black	0.2%
Filipino	0.3%
Latin American	0.3%
Southeast Asian	0.1%
Arab	0.1%
West Asian	0.0%
Korean	0.0%
Japanese	0.0%
Visible minority, n.i.e.	0.0%
Multiple visible minorities	0.1%
Population by Mother Tongue	
Single Responses	99.0%
English	88.2%
French	3.7%
Non-Official languages	7.0%
Multiple responses	1.0%



Essex Free Press



Distribution Map

Map

