

Fort Frances Times



Summary Report

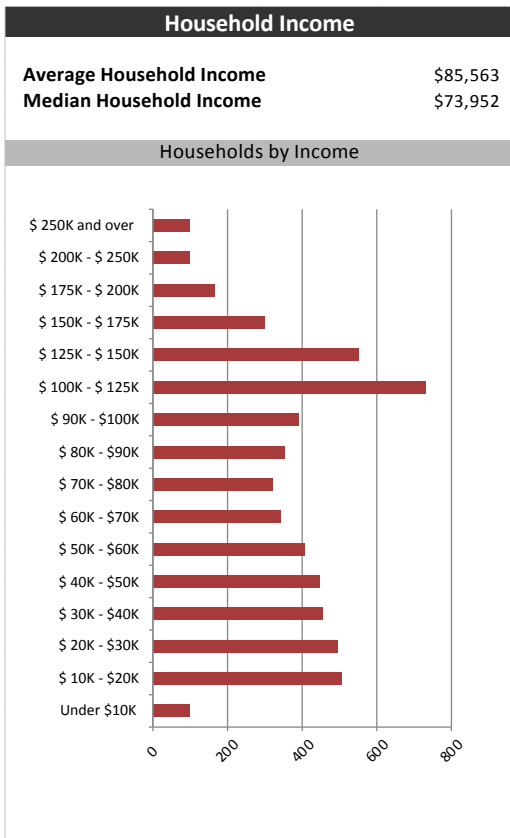
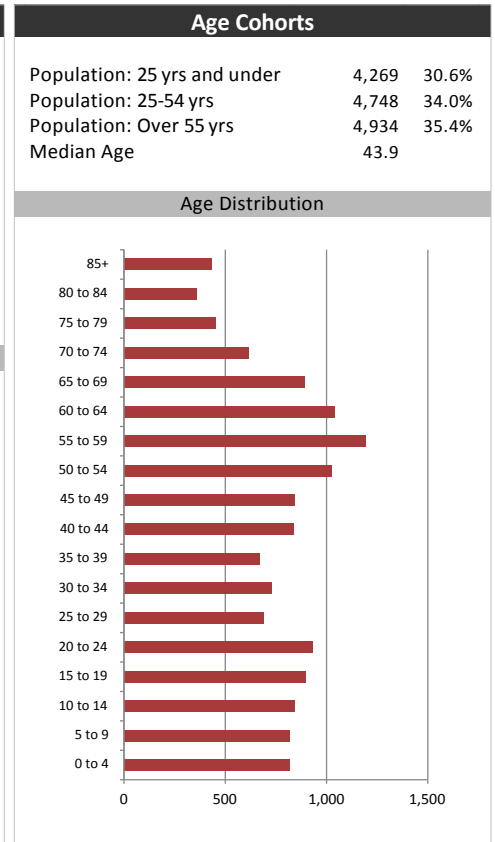
January 9, 2018

Market Information		
Average Household Spending / Yr		
Mortgage payments	\$	3,552
Cell Phone, Pager & Services	\$	1,020
Internet Access Services	\$	452
Home Renovations	\$	1,650
Retirement & pension fund payments	\$	1,678
Lotteries	\$	780
Health Insurance	\$	524
Household appliances	\$	404
Furnishings	\$	882
Computer hardware	\$	132
Auto/Truck Purchase	\$	6,758
Auto/Truck Rental or Lease	\$	48
Air Travel	\$	447

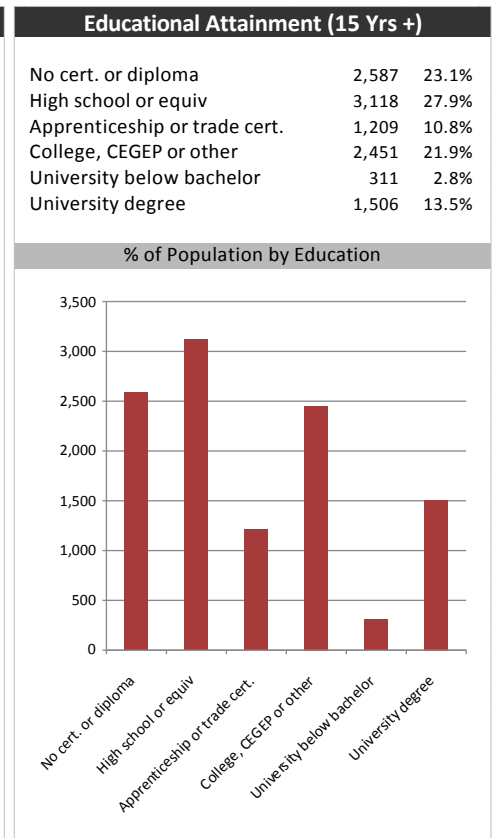
Age of Home Owners		
15 to 24 years	176	3.1%
25 to 34 years	813	14.3%
35 to 44 years	752	13.2%
45 to 54 years	1,056	18.6%
55 to 64 years	1,195	21.0%
65 to 74 years	989	17.4%
75 years or over	712	12.5%

Population & Household Summary	
Total Population	13,952
Population Growth 2012-2017	-2.3%
Population Growth 2017-2022	1.0%
Total Households	5,694
Household Growth 2012-2017	-2.1%
Household Growth 2017-2022	0.9%
% of Households with Children	39.5%
% of Households - Married w/ Kids	27.3%
% of Households - Single Parent	12.2%

% of Households by Household Size	
1	~30.0%
2	~35.0%
3	~13.0%
4-5	~18.0%
6+	~3.0%



Visible Minorities & Language	
Population by Visible Minority	
Chinese	0.1%
South Asian	0.1%
Black	0.2%
Filipino	0.1%
Latin American	0.0%
Southeast Asian	0.2%
Arab	0.0%
West Asian	0.0%
Korean	0.0%
Japanese	0.0%
Visible minority, n.i.e.	0.0%
Multiple visible minorities	0.0%
Population by Mother Tongue	
Single Responses	99.5%
English	93.4%
French	1.5%
Non-Official languages	4.6%
Multiple responses	0.5%



Fort Frances Times

Map

