

Frontenac Gazette



Summary Report

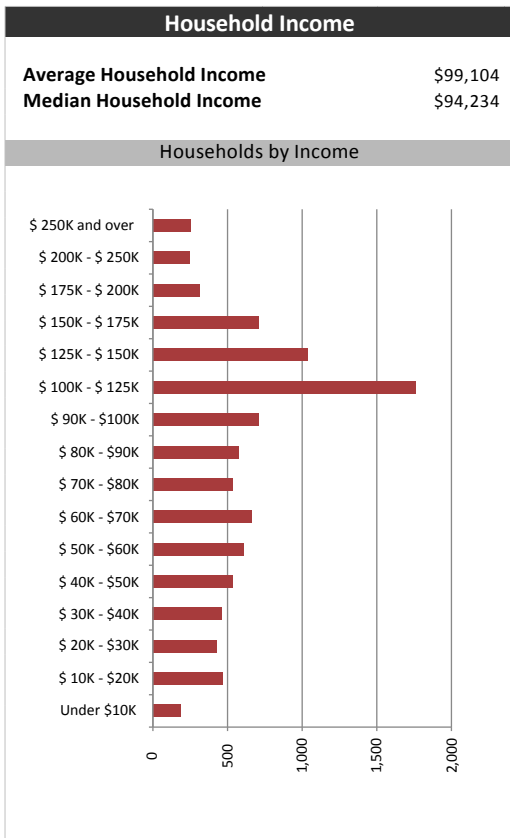
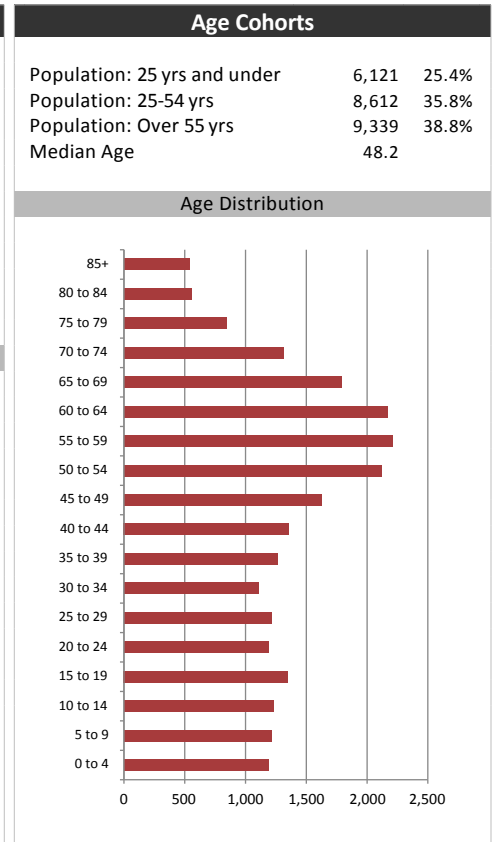
January 17, 2017

Market Information		
Average Household Spending / Yr		
Mortgage payments	\$	6,337
Cell Phone, Pager & Services	\$	831
Internet Access Services	\$	509
Home Renovations	\$	452
Retirement & pension fund payments	\$	2,548
Lotteries	\$	938
Health Insurance	\$	1,434
Household appliances	\$	956
Furnishings	\$	1,500
Computer hardware	\$	207
Auto/Truck Purchase	\$	5,453
Auto/Truck Rental or Lease	\$	480
Air Travel	\$	289

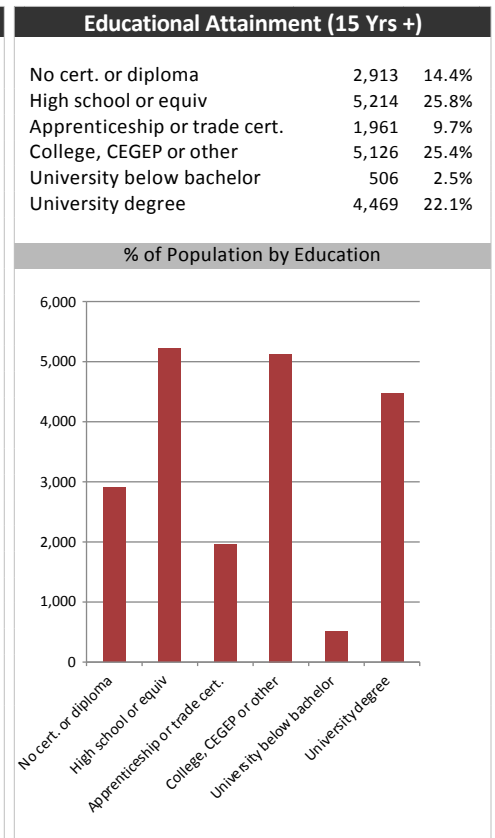
Age of Home Owners		
15 to 24 years	107	1.2%
25 to 34 years	810	8.7%
35 to 44 years	1,254	13.4%
45 to 54 years	2,017	21.6%
55 to 64 years	2,321	24.9%
65 to 74 years	1,755	18.8%
75 years or over	1,060	11.4%

Population & Household Summary	
Total Population	24,072
Population Growth 2011-2016	1.8%
Population Growth 2016-2021	2.6%
Total Households	9,324
Household Growth 2011-2016	2.9%
Household Growth 2016-2021	2.9%
% of Households with Children	39.2%
% of Households - Married w/ Kids	31.7%
% of Households - Single Parent	7.5%

% of Households by Household Size	
1	16.8%
2	41.5%
3	16.8%
4-5	22.2%
6+	2.7%



Visible Minorities & Language	
Population by Visible Minority	
Chinese	0.1%
South Asian	0.3%
Black	0.4%
Filipino	0.0%
Latin American	0.1%
Southeast Asian	0.1%
Arab	0.0%
West Asian	0.0%
Korean	0.0%
Japanese	0.0%
Visible minority, n.i.e.	0.1%
Multiple visible minorities	0.2%
Population by Mother Tongue	
Single Responses	99.6%
English	94.2%
French	2.2%
Non-Official languages	3.2%
Multiple responses	0.4%



Frontenac Gazette



Distribution Map

Map

